

Nordic rating statistics

Q2 2022

FRS Analytics

dun & bradstreet

Nordic rating statistics

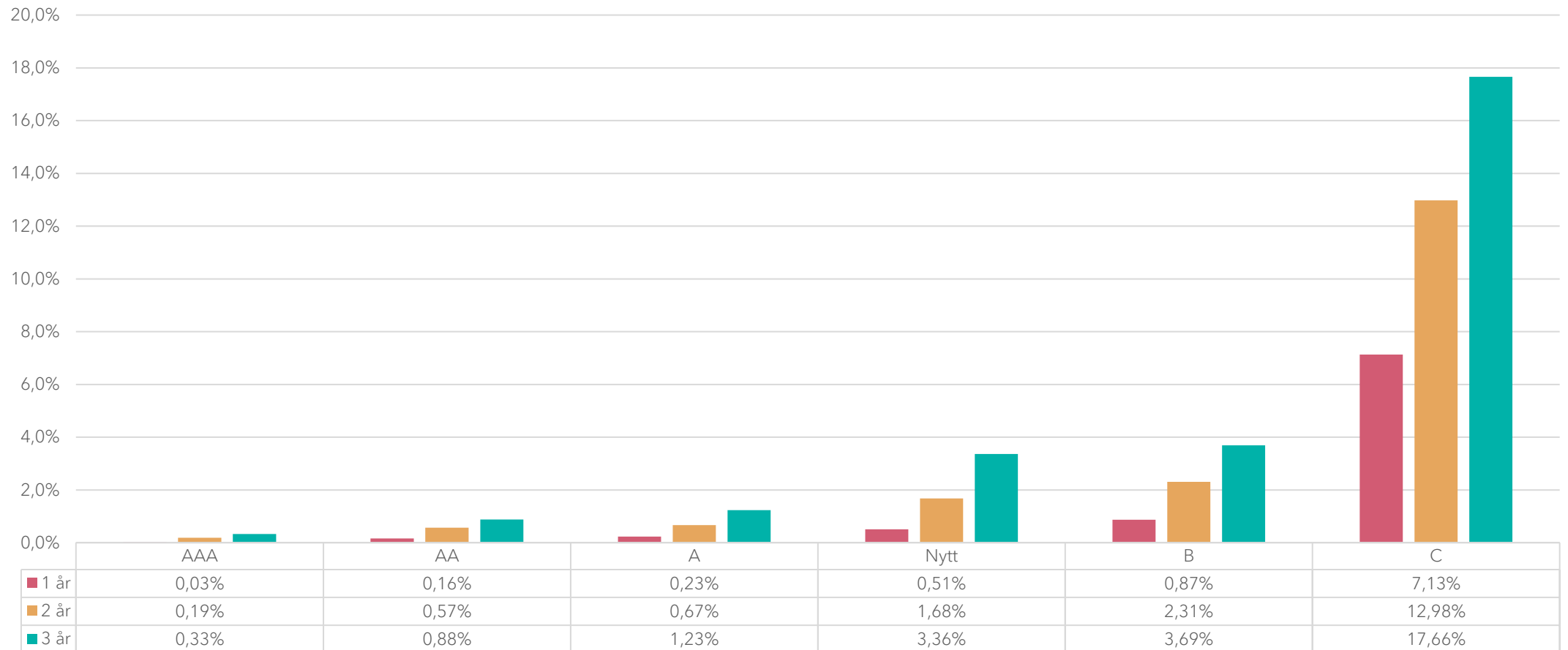
Sweden





RISK OF BANKRUPTCY FOR LTD-COMPANIES WITHIN 1, 2 OR 3 YEARS

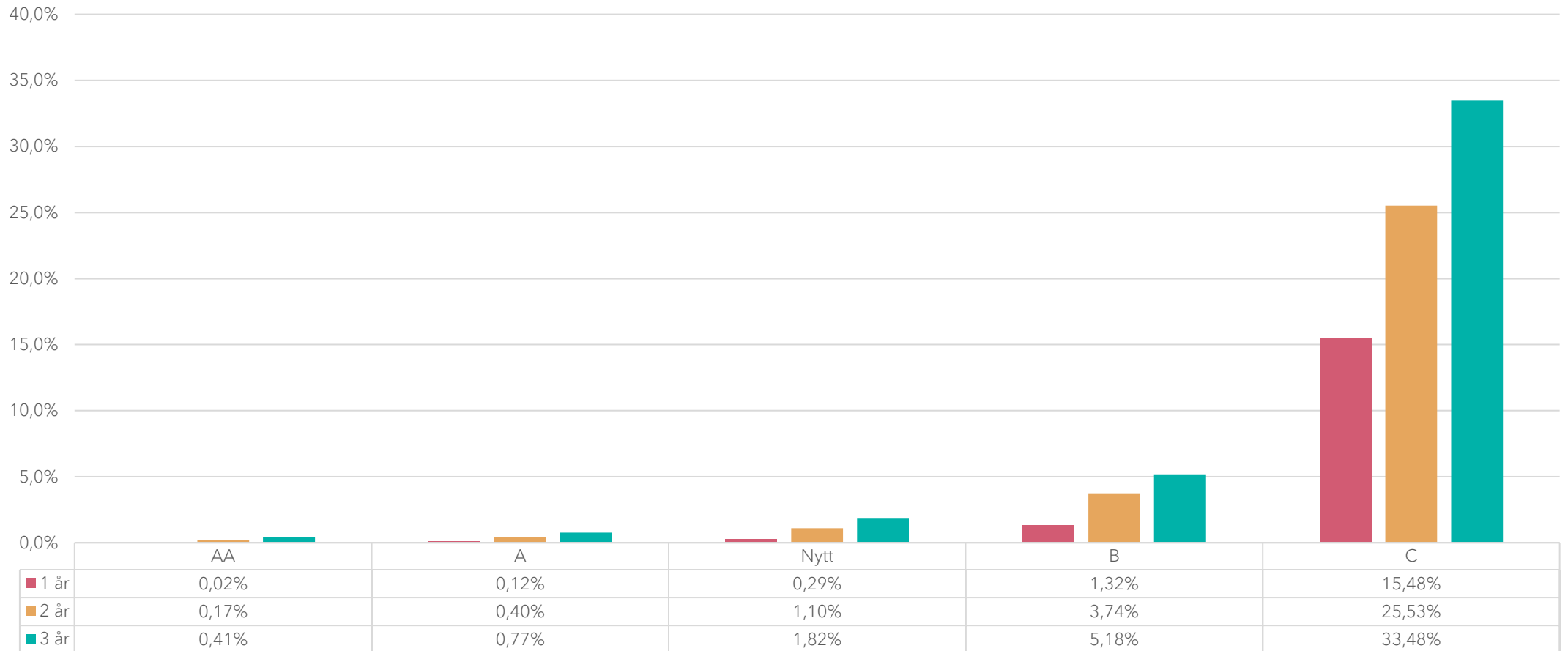
Statistics based on number of active Ltd companies that turned in to bankruptcy proceedings during the period 190601-220630 divided from rating 1, 2 or 3 Years before date of bankruptcy.





RISK OF BUSINESS FAILURE FOR PARTNERSHIPS WITHIN 1, 2 OR 3 YEARS

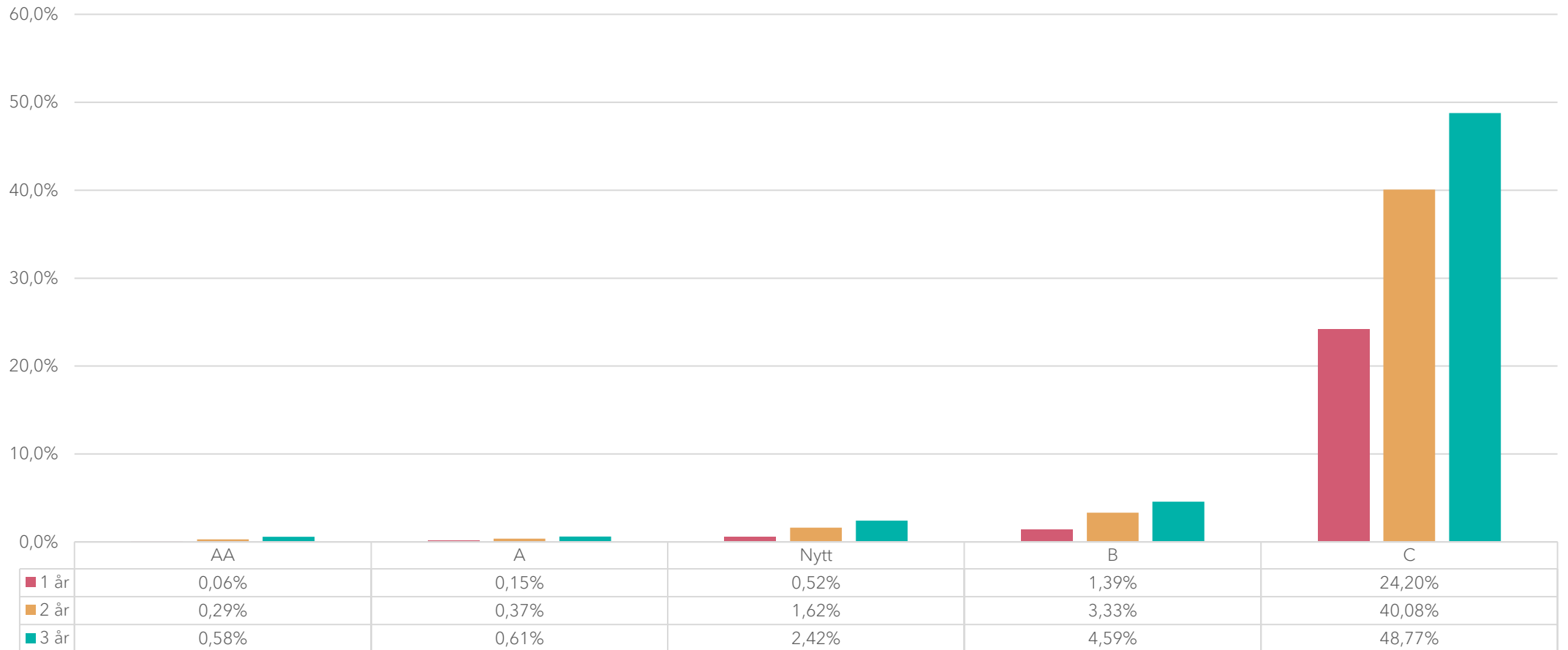
Statistics based on number of active Partnerships that turned in to bankruptcy proceedings, distraint or liquidation during the period 190601-220630 divided from rating 1, 2 or 3 Years before date of bankruptcy.





RISK OF BUSINESS FAILURE FOR SOLE PROPRIETORS WITHIN 1, 2 OR 3 YEARS

Statistics based on number of active Sole proprietors that turned in to bankruptcy proceedings, distraint or liquidation during the period 190601-220630 divided from rating 1, 2 or 3 Years before date of bankruptcy.





RATING DISTRIBUTION

Sweden 2022-06-30

Rating	Sole proprietors		Trade company		Ltd		Total number	
	number of	share %	number of	share %	number of	share %	number of	share %
AAA		0,00%		0,00%	44 416	6,84%	44 416	3,51%
AA	91 186	15,74%	16 262	44,50%	119 895	18,47%	227 343	17,97%
A	373 365	64,43%	12 931	35,38%	280 895	43,27%	667 191	52,73%
NYTT	61 066	10,54%	1 879	5,14%	54 932	8,46%	117 877	9,32%
B	37 263	6,43%	3 081	8,43%	96 613	14,88%	136 957	10,82%
C	16 618	2,87%	1 583	4,33%	39 619	6,10%	57 820	4,57%
-	6	0,00%	809	2,21%	12 787	1,97%	13 602	1,08%
Totalsumma	579 504	100,00%	36 545	100,00%	649 157	100,00%	1 265 206	100,00%

dun & bradstreet

Nordic rating statistics

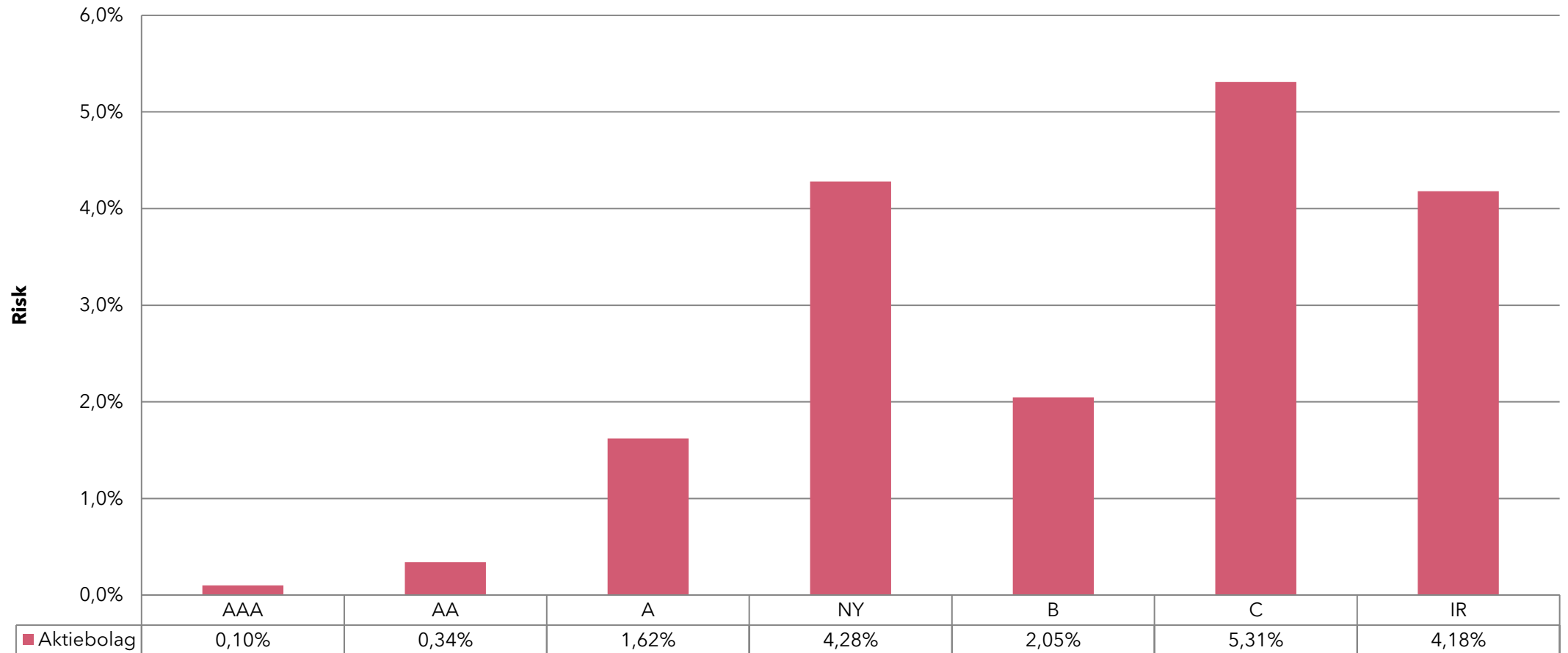
Denmark





RISK OF BANKRUPTCY FOR LTD-COMPANIES WITHIN 1 YEAR

Statistics based on number of active Ltd companies that turned in to bankruptcy proceedings during the period 210601-220630 divided from rating 1 Year before date of bankruptcy.





RATING DISTRIBUTION

Denmark 2022-06-30

Rating	Sole proprietors		Trade companies		Ltd		Other		Total	
	Number of	Share %	Number of	Share %	Number of	Share %	Number of	Share %	Number of	Share %
AAA	0	0,0%	167	0,4%	20 206	5,1%	42	0,0%	20 415	2,1%
AA	74 663	24,5%	720	1,9%	73 974	18,6%	1 056	0,5%	150 413	15,6%
A	108 043	35,5%	899	2,3%	84 857	21,3%	1 320	0,6%	195 119	20,2%
NY	0	0,0%	0	0,0%	64 746	16,2%	88	0,0%	64 834	6,7%
B	19 562	6,4%	205	0,5%	11 655	2,9%	210	0,1%	31 632	3,3%
C	20 558	6,8%	187	0,5%	32 429	8,1%	152	0,1%	53 326	5,5%
IR	81 529	26,8%	36 232	94,3%	110 758	27,8%	223 026	98,7%	451 545	46,7%
Totalt	304 355	100%	38 410	100%	398 625	100%	225 894	100%	967 284	100%

dun & bradstreet

Nordic rating statistics

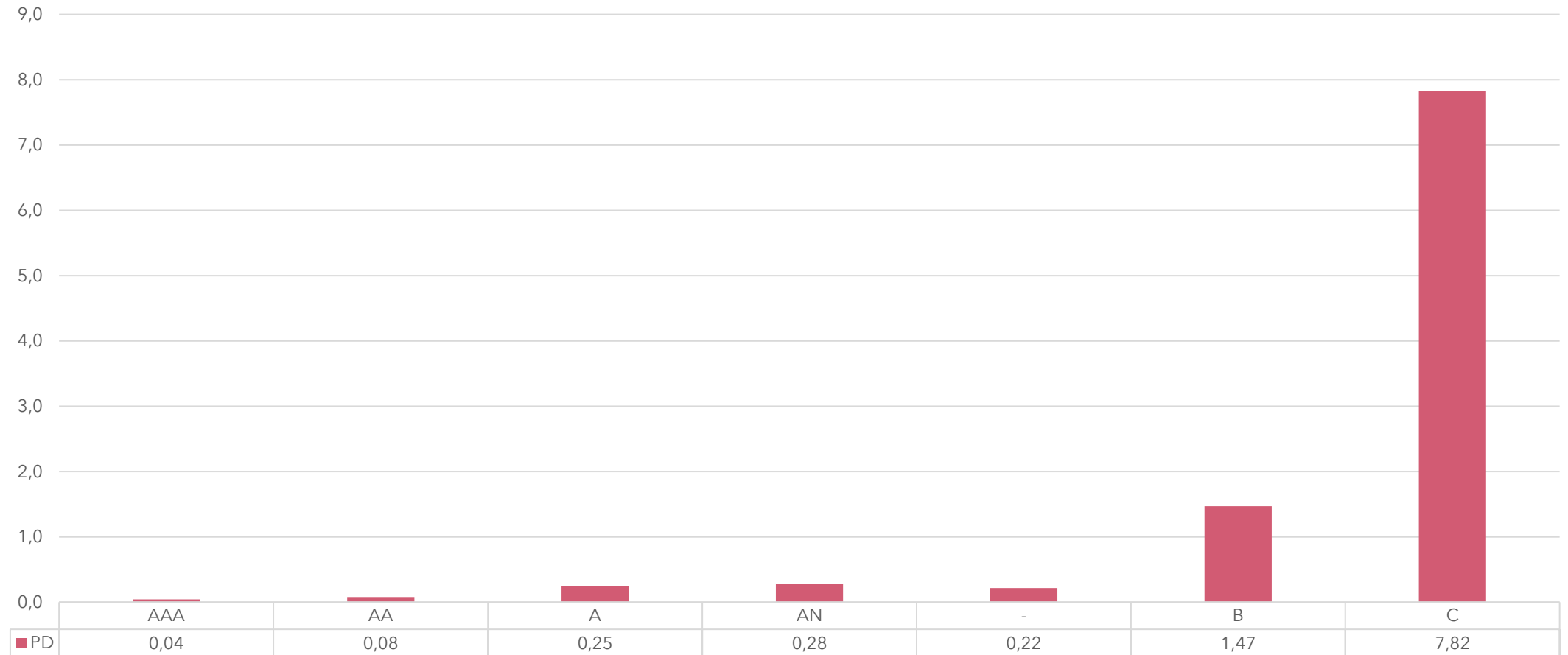
Finland





RISK OF BANKRUPTCY FOR LTD-COMPANIES WITHIN 1 YEAR

Statistics based on number of active Ltd companies that turned in to bankruptcy proceedings during the period 210601-220630 divided from rating 1 Year before date of bankruptcy.





RATING DISTRIBUTION FOR LTD COMPANIES IN FINLAND 2022-06-30

Rating	Active companies	Rating Distribution %	Risk %
AAA	18525	9,08	0,04
AA	59686	29,26	0,08
A	66223	32,46	0,25
AN	22134	10,85	0,28
-	7869	3,86	0,22
B	18644	9,14	1,47
C	10915	5,35	7,82
SUM	203996	100,00	10,16

dun & bradstreet

Nordic rating statistics

Norway

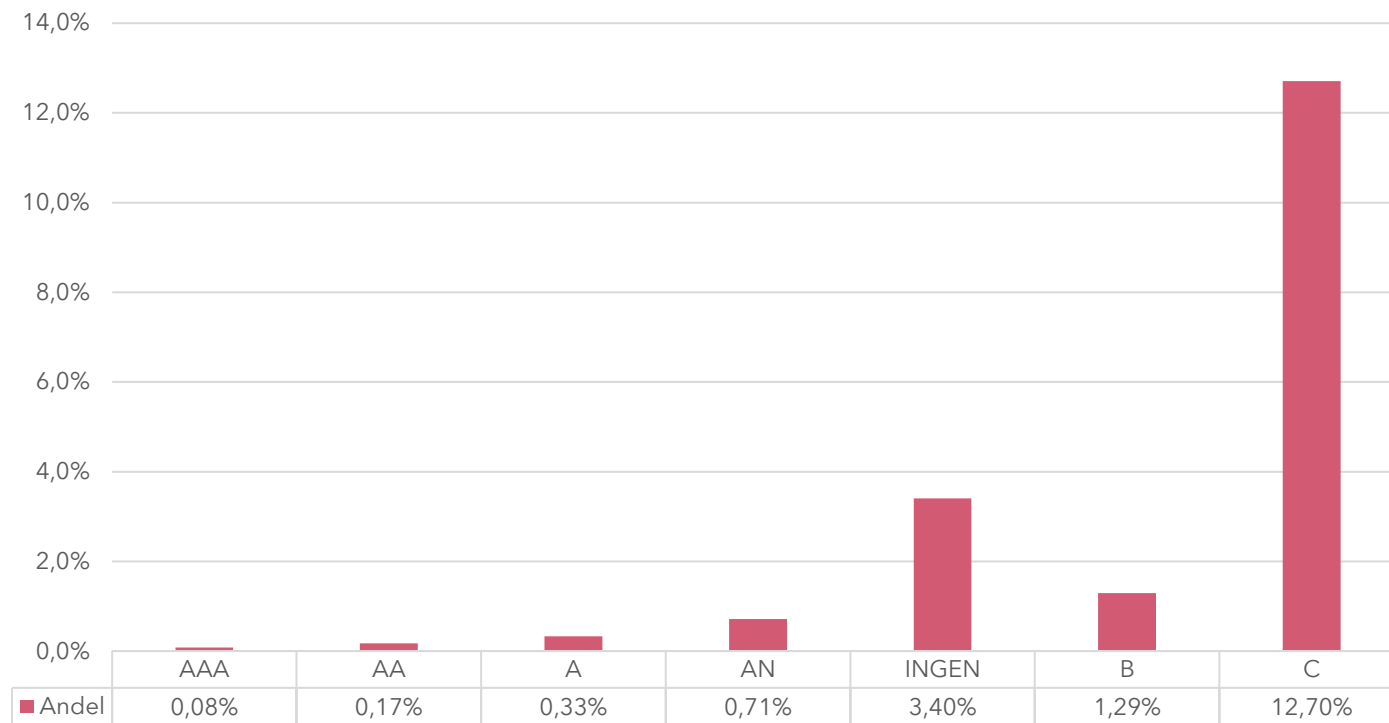




RISK OF BANKRUPTCY FOR LTD-COMPANIES WITHIN 1 YEAR

Statistics based on number of active Ltd companies that turned in to bankruptcy proceedings during the period 210601-220630 divided from rating 1 Year before date of bankruptcy.

Bankruptcy risk AS-ASA

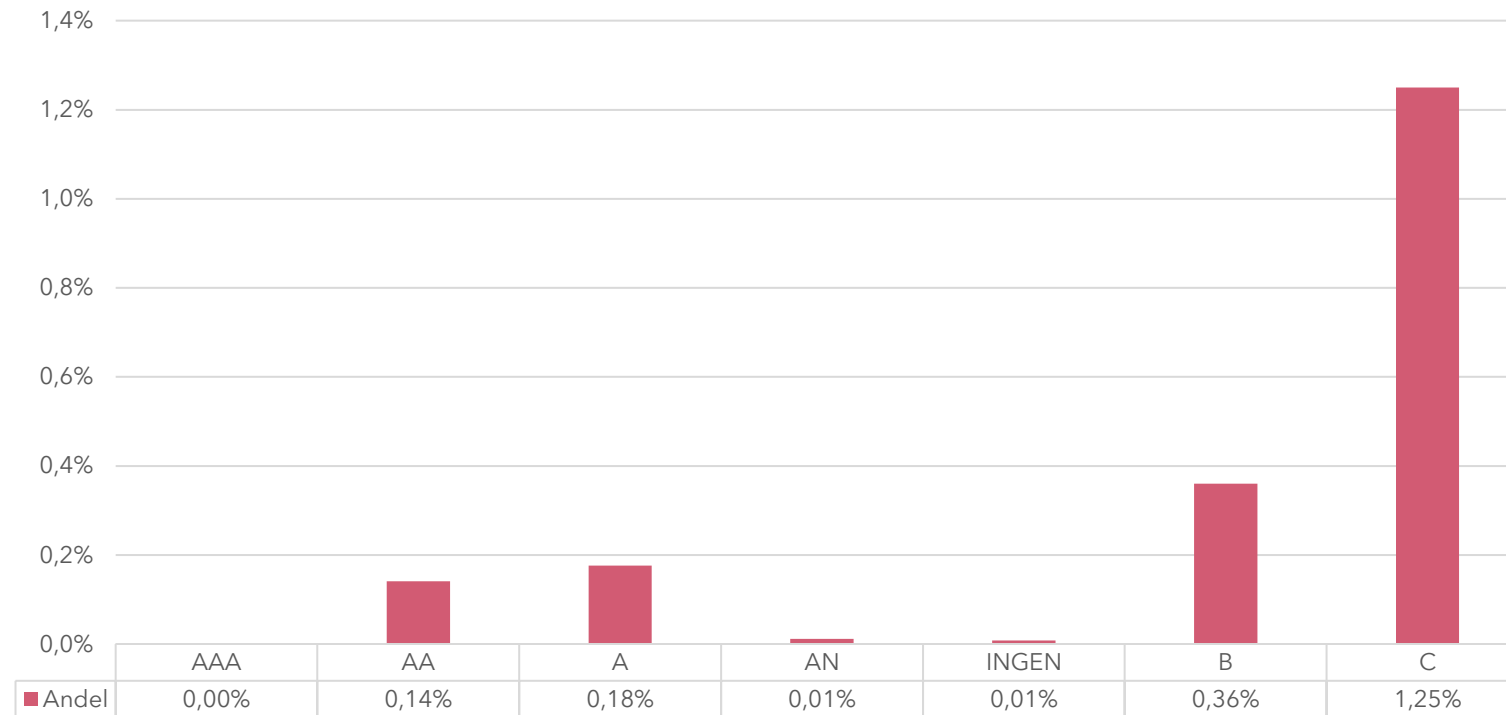




RISK OF BANKRUPTCY FOR NORWEGIAN REGISTERED FOREIGN COMPANY (NUF) WITHIN 1 YEAR

Statistics based on number of active NUF that turned in to bankruptcy proceedings during the period 210601-220630 divided from rating 1 Year before date of bankruptcy.

Bankruptcy risk NUF

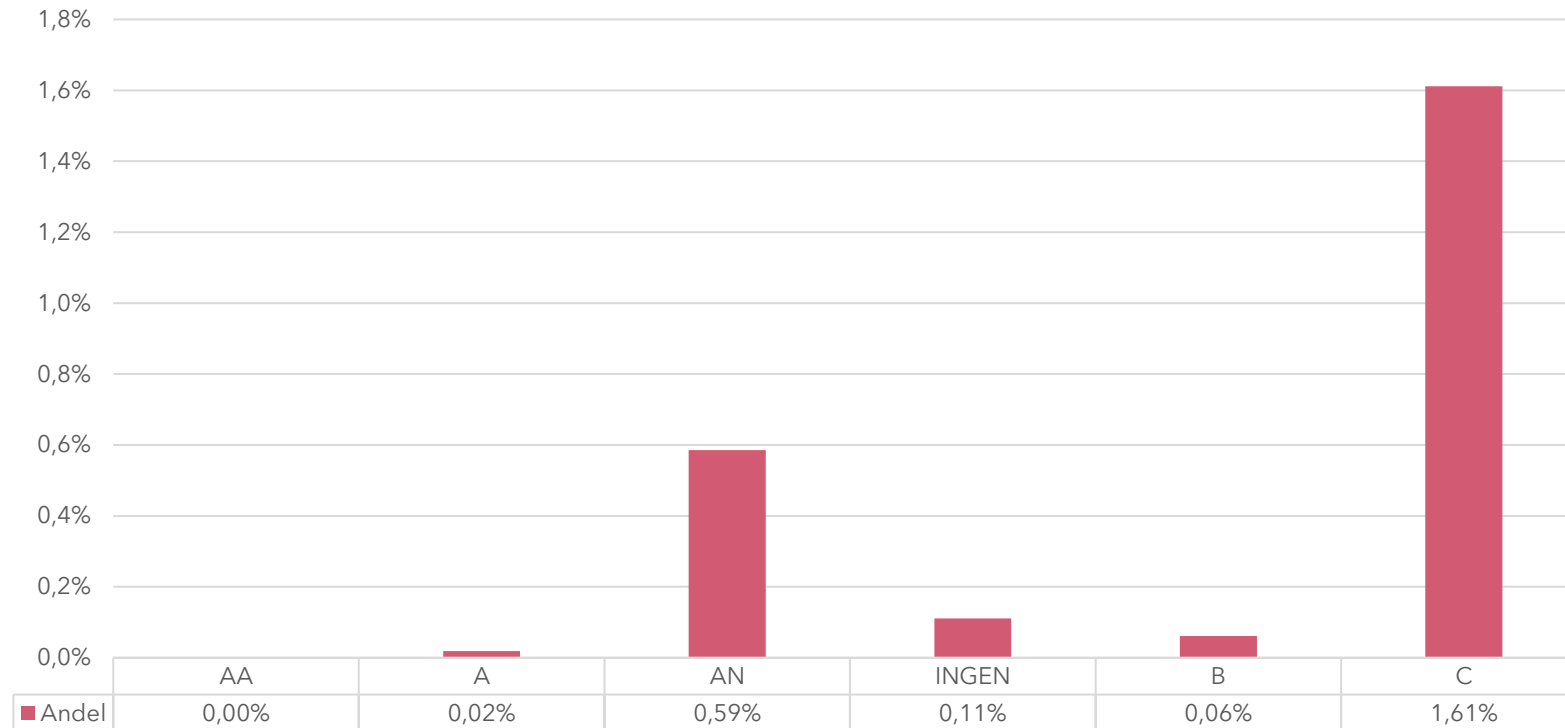




RISK OF BANKRUPTCY FOR SOLE PROPRIETORS (ENK) WITHIN 1 YEAR

Statistics based on number of active ENK that turned in to bankruptcy proceedings during the period 210601-220630 divided from rating 1 Year before date of bankruptcy.

Bankruptcy risk Sole Proprietors

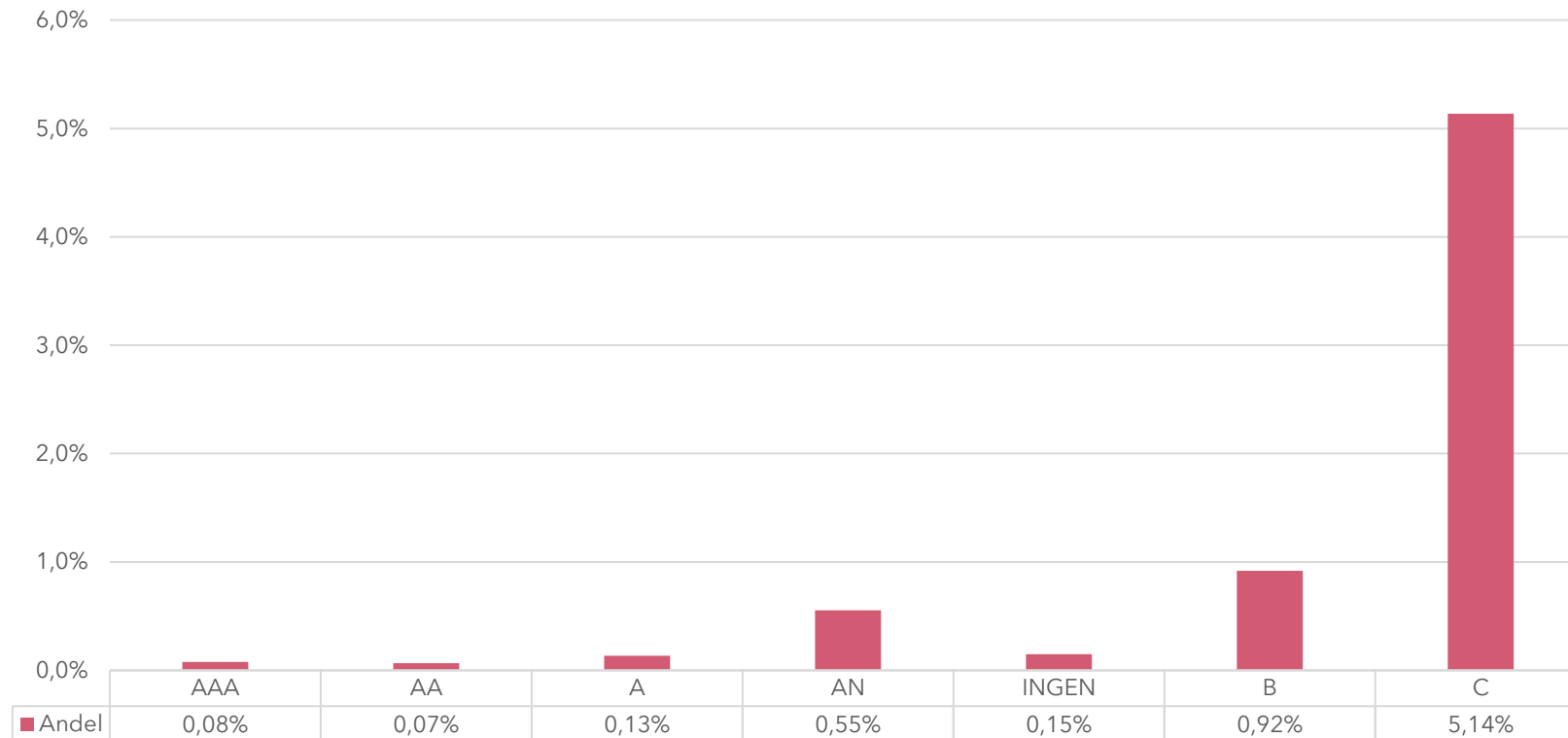




RISK OF BANKRUPTCY FOR ALL LEGAL FORMS WITHIN 1 YEAR

Statistics based on number of active companies that turned in to bankruptcy proceedings during the period 210601-220630 divided from rating 1 Year before date of bankruptcy.

Bankruptcy risk total





RATING DISTRIBUTION

Norway 2022-06-30

Rating	Ltd		NUF		Partnership		Sole proprietors		Total	
	number of	share %	number of	share %	number of	share %	number of	share %	number of	share %
AAA	36 049	9,54%	312	1,22%	210	2,59%		0,00%	36 571	4,35%
AA	84 893	22,46%	574	2,24%	856	10,56%	136341	31,73%	222 664	26,46%
A	133 472	35,31%	1331	5,19%	326	4,02%	221111	51,46%	356 240	42,34%
AN	34 262	9,06%	3156	12,30%	360	4,44%	1919	0,45%	39 697	4,72%
INGEN	5 496	1,45%	17291	67,37%	6040	74,49%	10732	2,50%	39 559	4,70%
B	66 407	17,57%	781	3,04%	180	2,22%	27837	6,48%	95 205	11,31%
C	17 421	4,61%	2219	8,65%	137	1,69%	31762	7,39%	51 539	6,12%
Totalt	378 000	100,00%	25 664	100,00%	8 109	100,00%	429 702	100,00%	841 475	100,00%

dun & bradstreet