

Nordic rating statistics

Q1 2022

FRS Analytics

dun & bradstreet

Nordic rating statistics

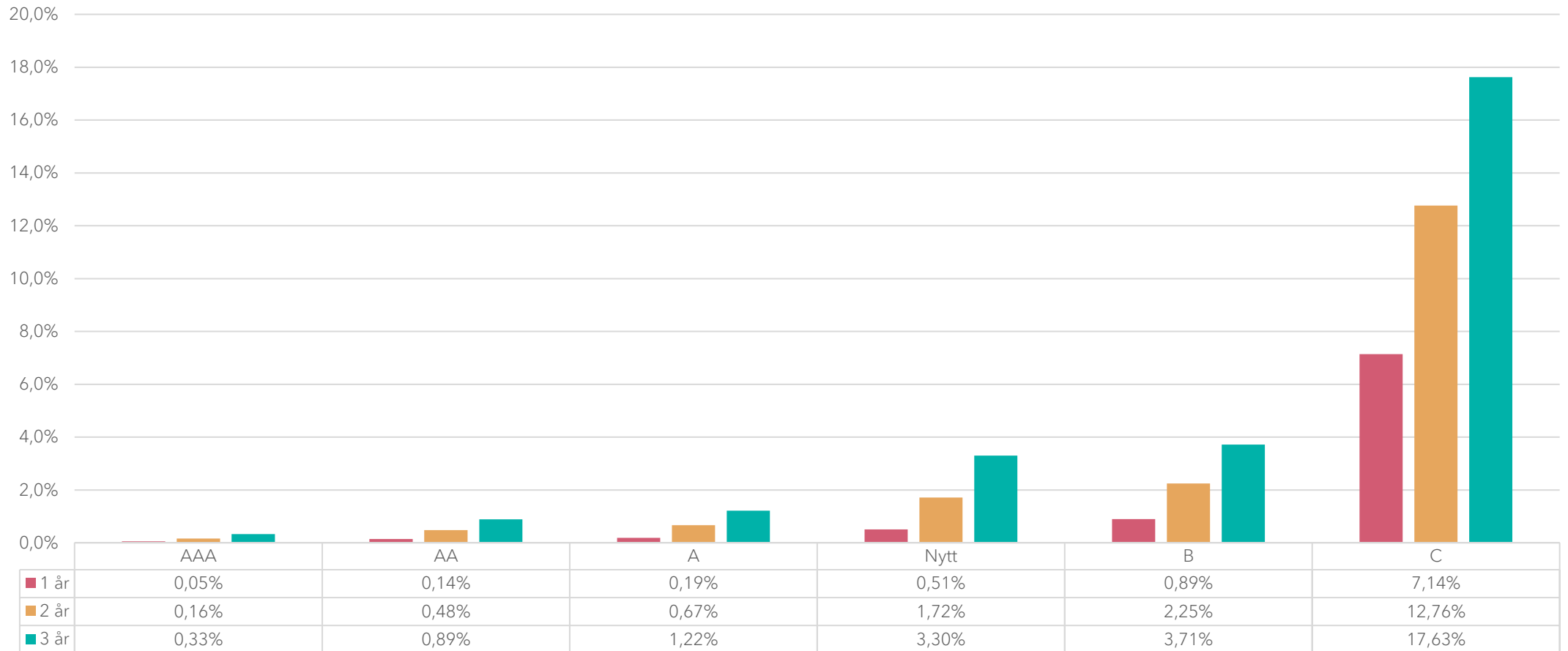
Sweden





RISK OF BANKRUPTCY FOR LTD-COMPANIES WITHIN 1, 2 OR 3 YEARS

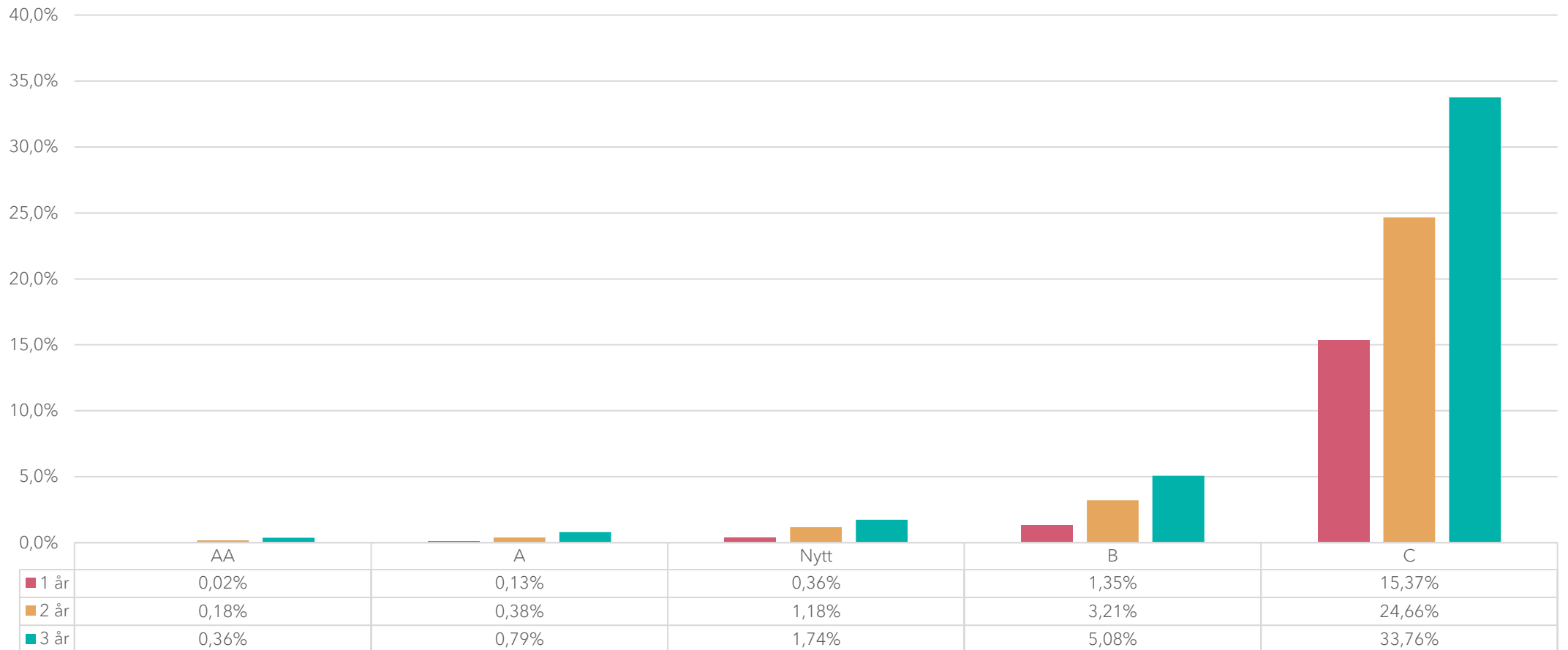
Statistics based on number of active Ltd companies that turned in to bankruptcy proceedings during the period 190401-220331 divided from rating 1, 2 or 3 Years before date of bankruptcy.





RISK OF BUSINESS FAILURE FOR PARTNERSHIPS WITHIN 1, 2 OR 3 YEARS

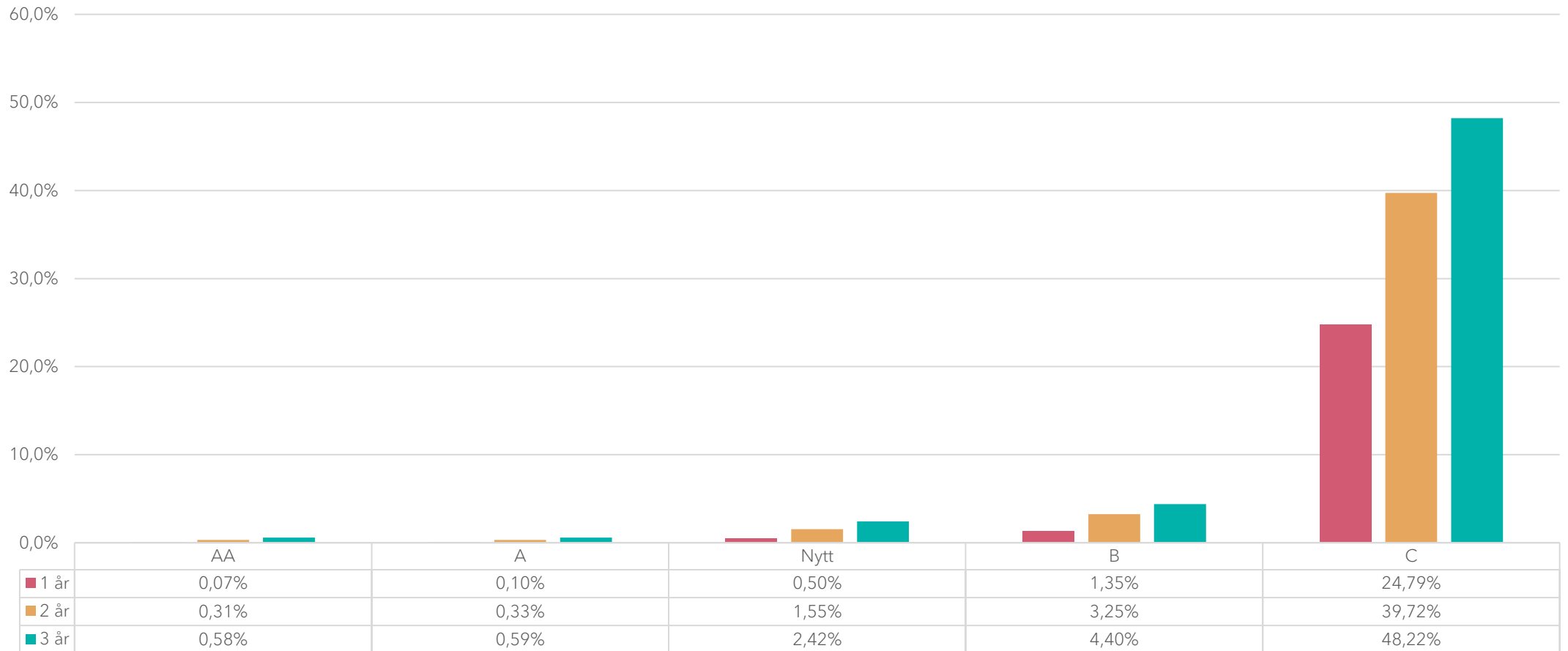
Statistics based on number of active Partnerships that turned in to bankruptcy proceedings, distraint or liquidation during the period 190401-220331 divided from rating 1, 2 or 3 Years before date of bankruptcy.





RISK OF BUSINESS FAILURE FOR SOLE PROPRIETORS WITHIN 1, 2 OR 3 YEARS

Statistics based on number of active Sole proprietors that turned in to bankruptcy proceedings, distraint or liquidation during the period 190401-220331 divided from rating 1, 2 or 3 Years before date of bankruptcy.





RATING DISTRIBUTION

Sweden 2022-03-31

Rating	Sole Proprietors		Trade companies		Ltd		Total Number of	Total Share %
	Number of	Share %	Number of	Share %	Number of	Share %		
AAA		0,0%		0,0%	43 465	6,8%	43 465	3,5%
AA	94 945	16,3%	16 649	45,0%	119 029	18,6%	100 472	8,0%
A	372 659	64,0%	12 919	34,9%	272 072	42,5%	466 368	37,0%
NYTT	60 124	10,3%	1 870	5,1%	58 755	9,2%	103 537	8,2%
B	38 243	6,6%	3 170	8,6%	94 677	14,8%	127 309	10,1%
C	16 197	2,8%	1 600	4,3%	39 507	6,2%	54 490	4,3%
-	6	0,0%	804	2,2%	12 868	2,0%	13 221	1,0%
Total	582 174	100%	37 012	100%	640 373	100%	1 259 559	100%

dun & bradstreet

Nordic rating statistics

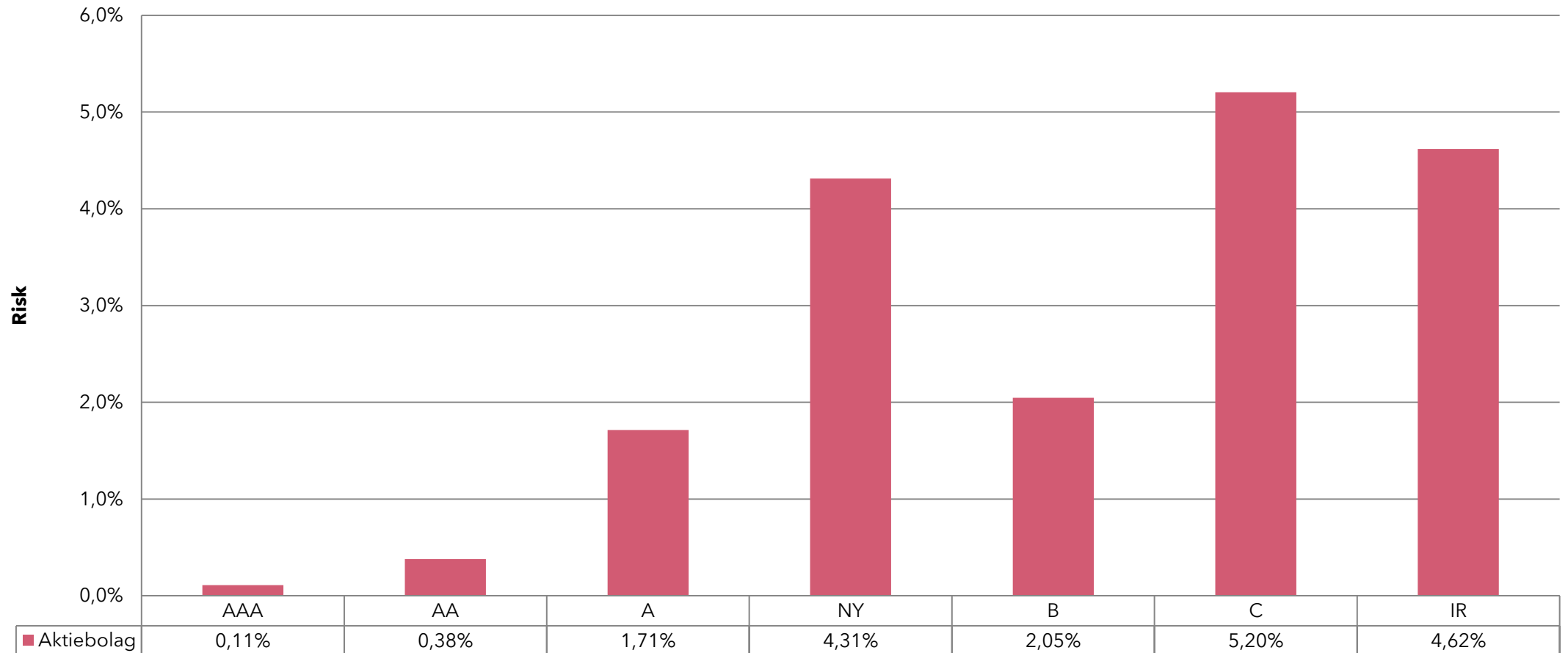
Denmark





RISK OF BANKRUPTCY FOR LTD-COMPANIES WITHIN 1 YEAR

Statistics based on number of active Ltd companies that turned in to bankruptcy proceedings during the period 210331-220331 divided from rating 1 Year before date of bankruptcy.





RATING DISTRIBUTION

Denmark 2022-03-31

Rating	Sole proprietors		Trade companies		Ltd		Other		Total	
	Number of	Share %	Number of	Share %	Number of	Share %	Number of	Share %	Number of	Share %
AAA	0	0,0%	124	0,4%	22 051	5,6%	36	0,0%	22 211	2,3%
AA	76 520	25,3%	780	2,4%	74 329	19,0%	1 056	0,5%	152 685	16,1%
A	106 970	35,4%	1 152	3,5%	81 250	20,7%	1 329	0,6%	190 701	20,0%
NY	0	0,0%	0	0,0%	67 318	17,2%	88	0,0%	67 406	7,1%
B	18 608	6,2%	205	0,6%	10 912	2,8%	217	0,1%	29 942	3,1%
C	19 157	6,3%	187	0,6%	25 152	6,4%	145	0,1%	44 641	4,7%
IR	80 830	26,8%	30 056	92,5%	110 758	28,3%	222 026	98,7%	443 670	46,6%
Totalt	302 085	100%	32 504	100%	391 770	100%	224 897	100%	951 256	100%

dun & bradstreet

Nordic rating statistics

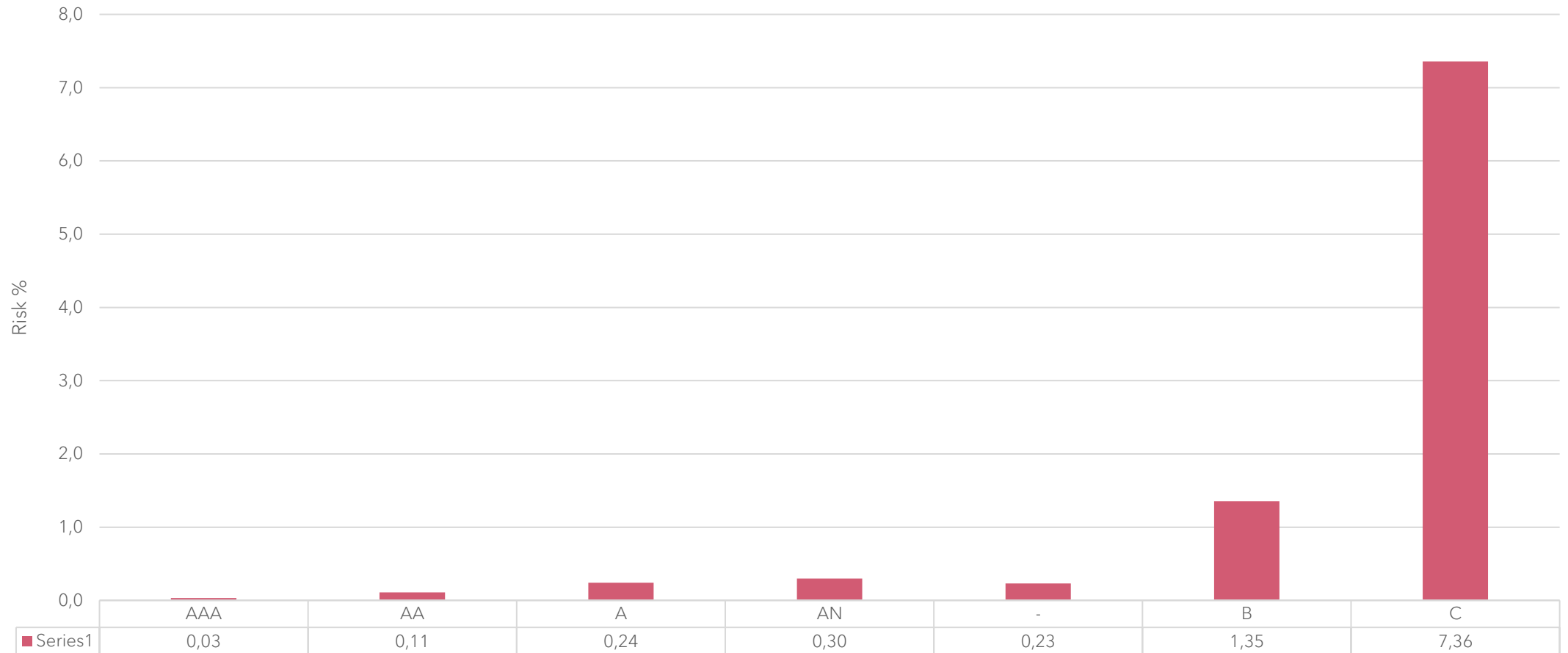
Finland





RISK OF BANKRUPTCY FOR LTD-COMPANIES WITHIN 1 YEAR

Statistics based on number of active Ltd companies that turned in to bankruptcy proceedings during the period 210401-220331 divided from rating 1 Year before date of bankruptcy.





RATING DISTRIBUTION FOR LTD COMPANIES IN FINLAND 2021-12-31

Rating	Number of	Share %	Risk %
AAA	18 210	9,03%	0,03%
AA	57 725	28,61%	0,11%
A	65 837	32,63%	0,24%
AN	22 431	11,12%	0,30%
-	7 752	3,84%	0,23%
B	18 770	9,30%	1,35%
C	11 047	5,47%	7,36%
Total	201 772	100%	9,63%

dun & bradstreet

Nordic rating statistics

Norway

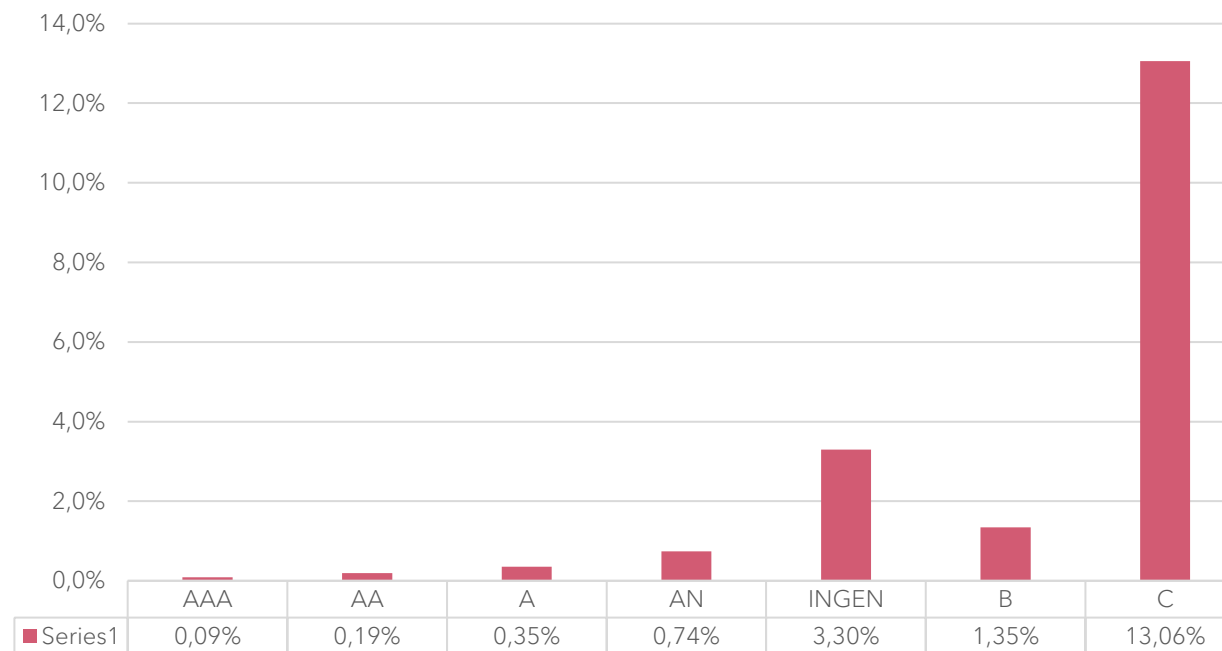




RISK OF BANKRUPTCY FOR LTD-COMPANIES WITHIN 1 YEAR

Statistics based on number of active Ltd companies that turned in to bankruptcy proceedings during the period 210401-220331 divided from rating 1 Year before date of bankruptcy.

Bankruptcy risk AS-ASA

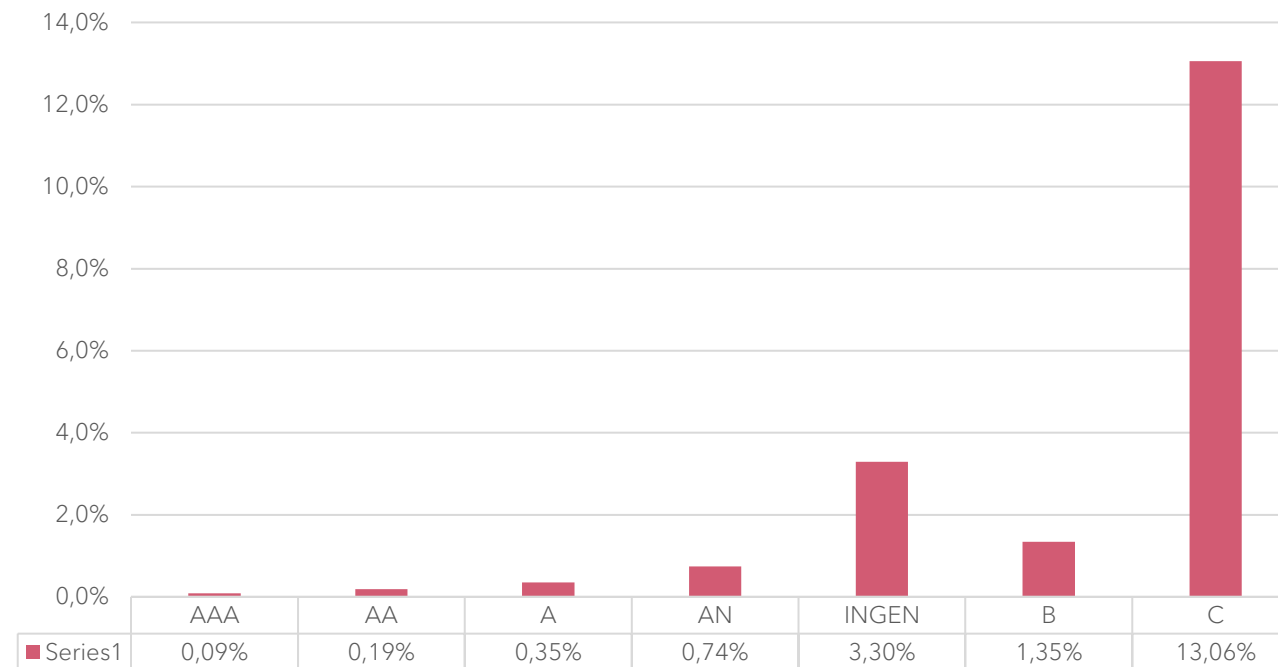




RISK OF BANKRUPTCY FOR NORWEGIAN REGISTERED FOREIGN COMPANY (NUF) WITHIN 1 YEAR

Statistics based on number of active NUF that turned in to bankruptcy proceedings during the period 210401-220331 divided from rating 1 Year before date of bankruptcy.

Bankruptcy risk NUF

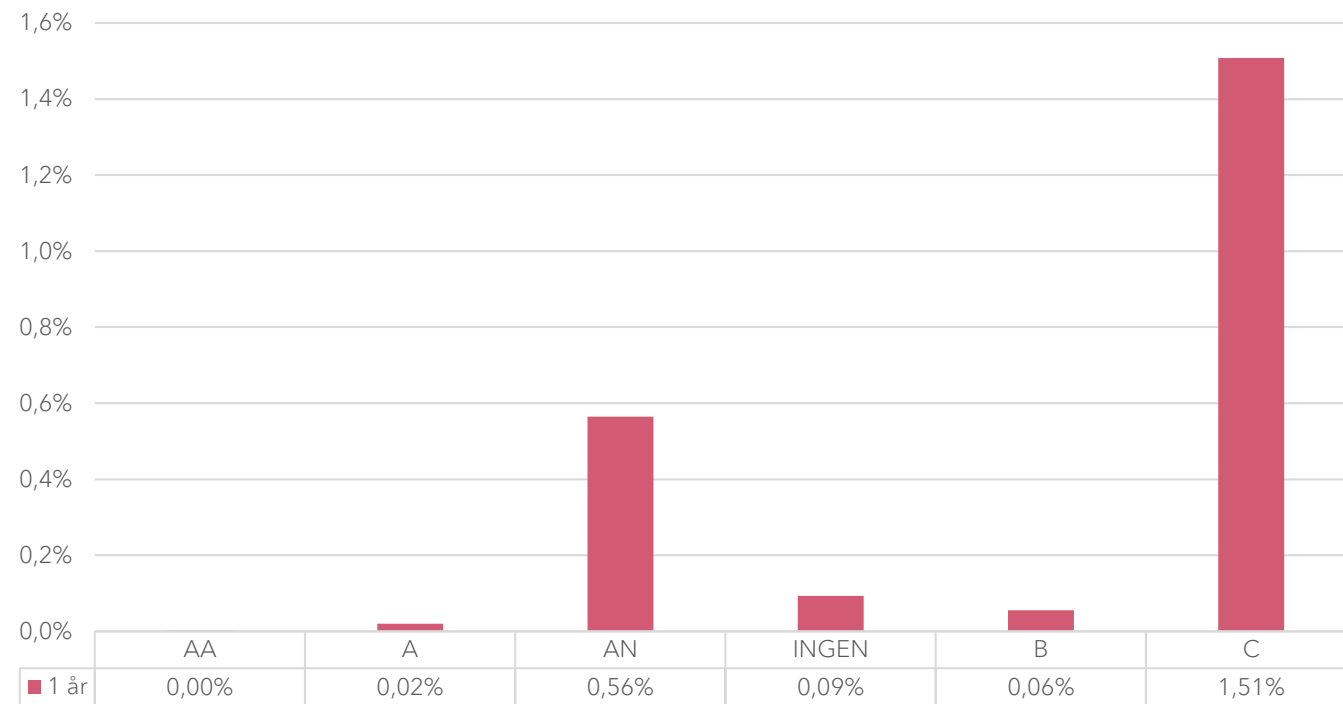




RISK OF BANKRUPTCY FOR SOLE PROPRIETORS (ENK) WITHIN 1 YEAR

Statistics based on number of active ENK that turned in to bankruptcy proceedings during the period 210401-220331 divided from rating 1 Year before date of bankruptcy.

Bankruptcy risk Sole Proprietors

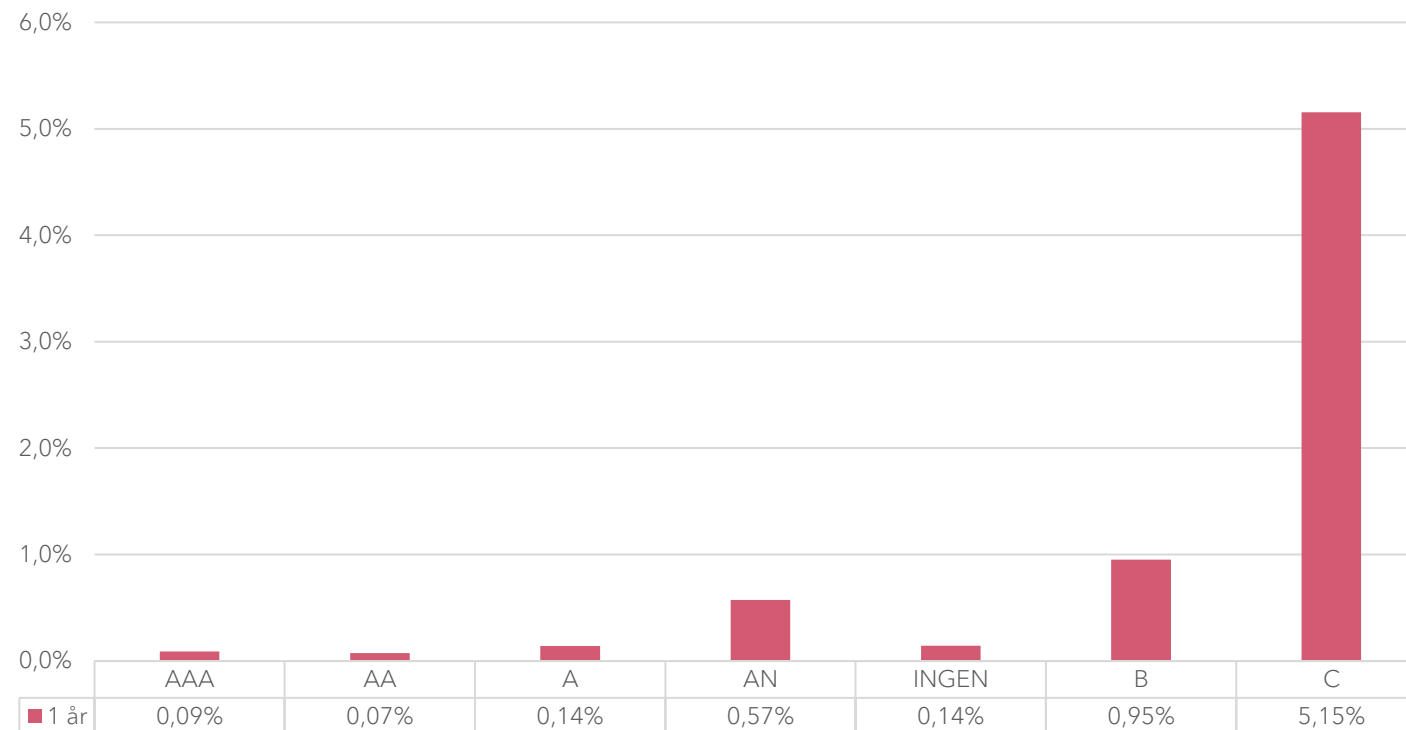




RISK OF BANKRUPTCY FOR ALL LEGAL FORMS WITHIN 1 YEAR

Statistics based on number of active companies that turned in to bankruptcy proceedings during the period 210401-220331 divided from rating 1 Year before date of bankruptcy.

Bankruptcy risk total





RATING DISTRIBUTION

Norway 2022-03-31

Rating	LTD		NUF		Partnership		Sole Proprietors		Total	
	Number of	Share %	Number of	Share %	Number of	Share %	Number of	Share %	Number of	Share %
A	127 039	34,0%	1 336	5,2%	316	3,9%	225 676	51,9%	354 367	42,1%
AA	81 975	21,9%	547	2,1%	824	10,2%	133 721	30,8%	217 067	25,8%
AAA	34 833	9,3%	311	1,2%	231	2,9%		0,0%	35 375	4,2%
AN	42 496	11,4%	3 220	12,6%	370	4,6%	2 221	0,5%	48 307	5,7%
B	64 279	17,2%	788	3,1%	163	2,0%	28 958	6,7%	94 188	11,2%
C	17 347	4,6%	1 940	7,6%	130	1,6%	33 106	7,6%	52 523	6,2%
NO RATING	5 568	1,5%	17 321	68,0%	6 041	74,8%	10 944	2,5%	39 874	4,7%
Total	373 537	100%	25 463	100%	8 075	100%	434 626	100%	841 701	100%

dun & bradstreet