

Nordic rating statistics

Q3 2022

FRS Analytics

dun & bradstreet

Nordic rating statistics

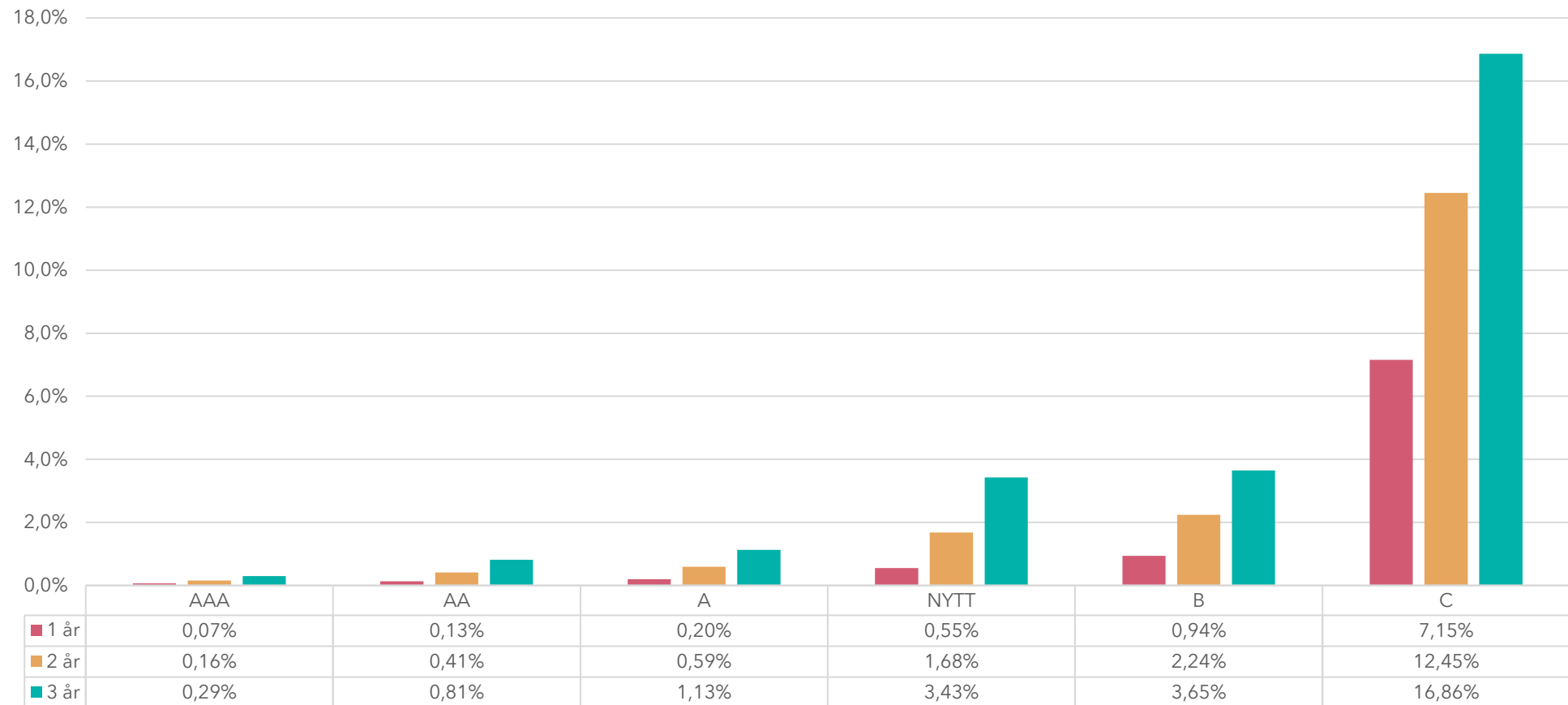
Sweden





RISK OF BANKRUPTCY FOR LTD-COMPANIES WITHIN 1, 2 OR 3 YEARS

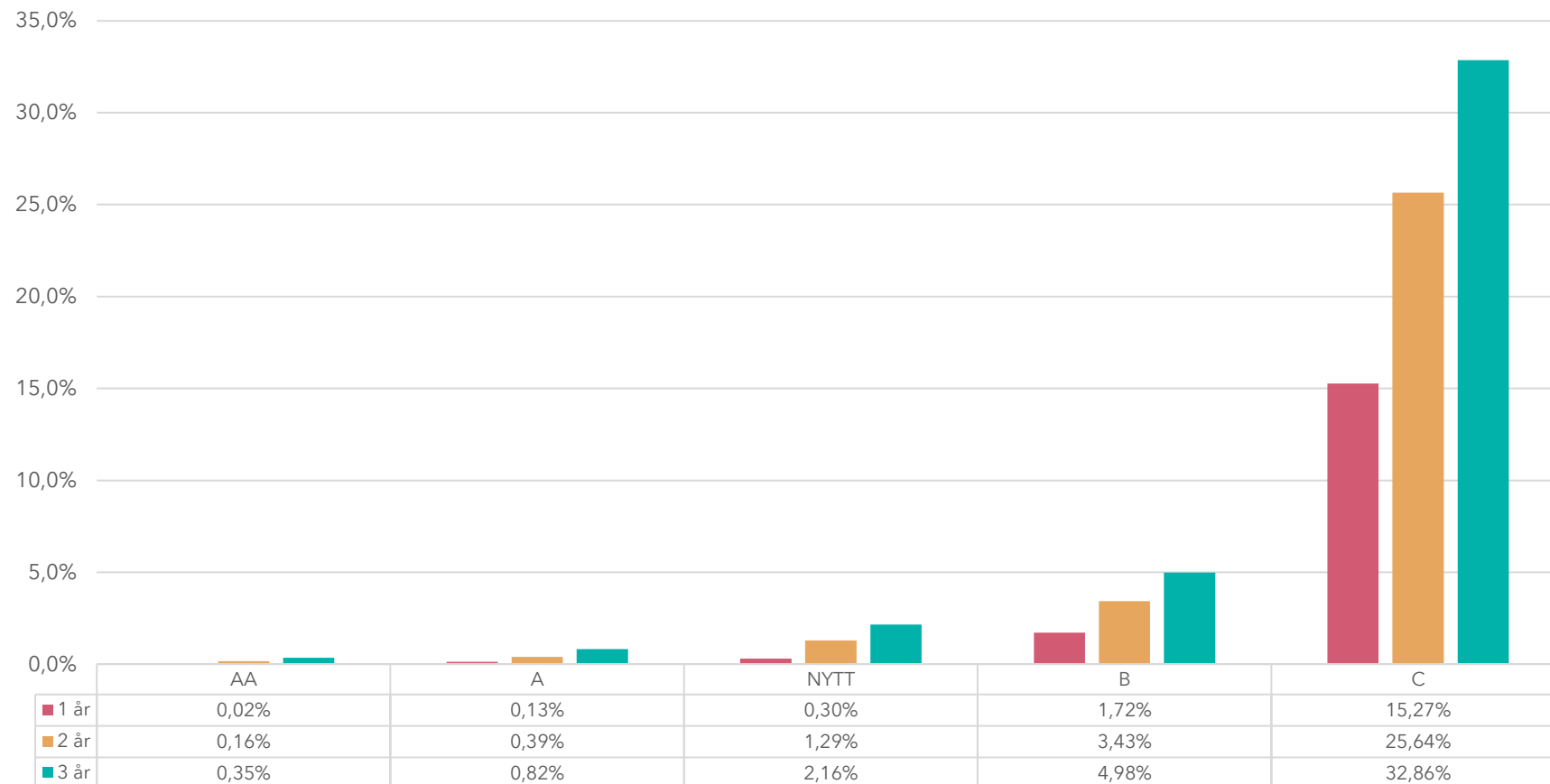
Statistics based on number of active Ltd companies that turned in to bankruptcy proceedings during the period 191001-221031 divided from rating 1, 2 or 3 Years before date of bankruptcy.





RISK OF BUSINESS FAILURE FOR PARTNERSHIPS WITHIN 1, 2 OR 3 YEARS

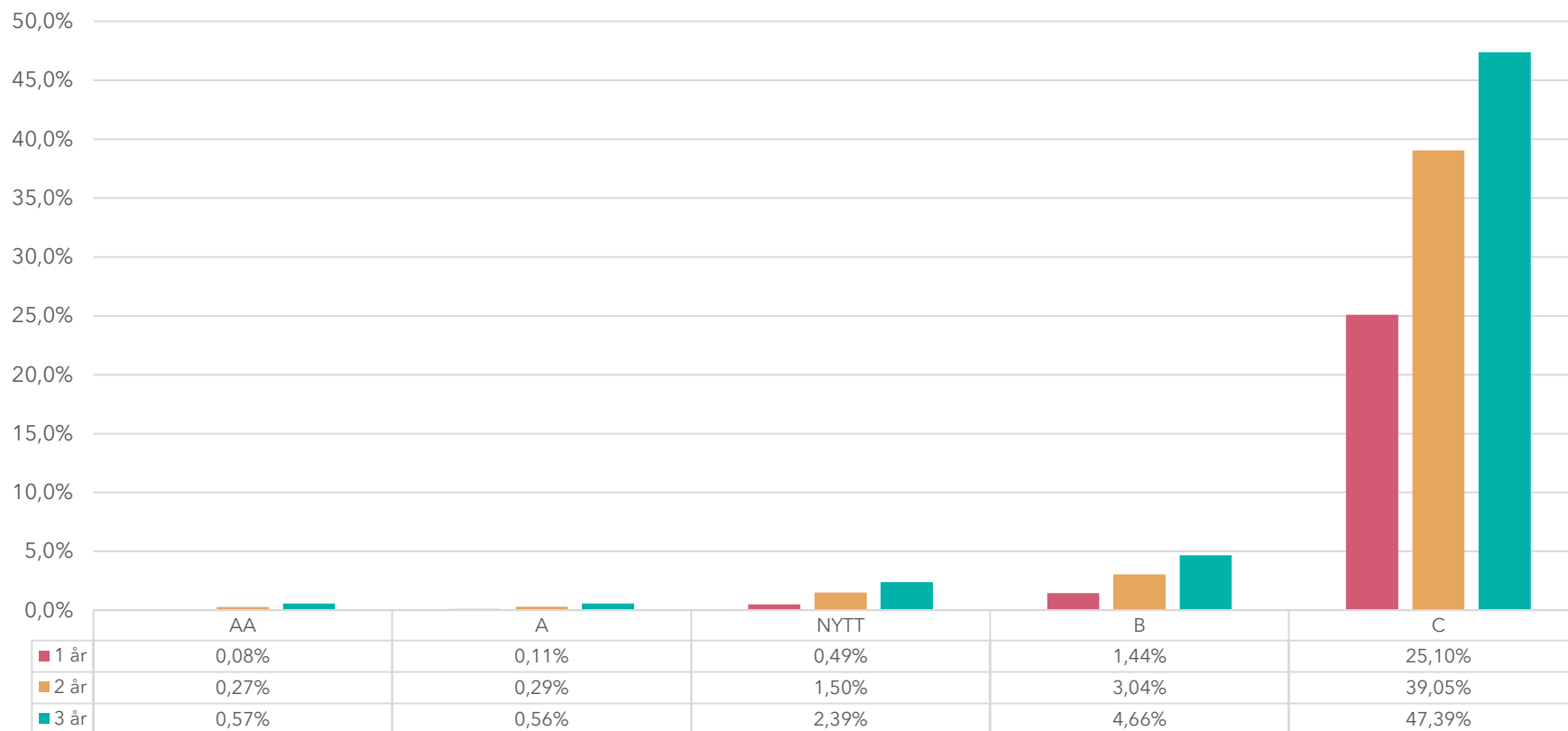
Statistics based on number of active Partnerships that turned in to bankruptcy proceedings, distraint or liquidation during the period 191001-221031 divided from rating 1, 2 or 3 Years before date of bankruptcy.





RISK OF BUSINESS FAILURE FOR SOLE PROPRIETORS WITHIN 1, 2 OR 3 YEARS

Statistics based on number of active Sole proprietors that turned in to bankruptcy proceedings, distraint or liquidation during the period 191001-221031 divided from rating 1, 2 or 3 Years before date of bankruptcy.





RATING DISTRIBUTION

Sweden 2022-10-31

Rating	Sole proprietors		Trade companies		Ltd		Total	
	Number of	Share %	Number of	Share %	Number of	Share %	Number of	Share %
AAA	0	0,0%	0	0,0%	46 016	7,0%	46 016	3,6%
AA	92 720	16,0%	16 445	45,5%	123 656	18,7%	232 821	18,2%
A	374 536	64,6%	12 627	35,0%	288 436	43,7%	675 599	52,9%
NY	61 706	10,6%	1 753	4,9%	49 610	7,5%	113 069	8,9%
B	34 684	6,0%	2 924	8,1%	97 804	14,8%	135 412	10,6%
C	16 521	2,8%	1 575	4,4%	41 318	6,3%	59 414	4,7%
-	6	0,0%	793	2,2%	13 168	2,0%	13 967	1,1%
Totalt	580 173	100%	36 117	100%	660 008	100%	1 276 298	100%

dun & bradstreet

Nordic rating statistics

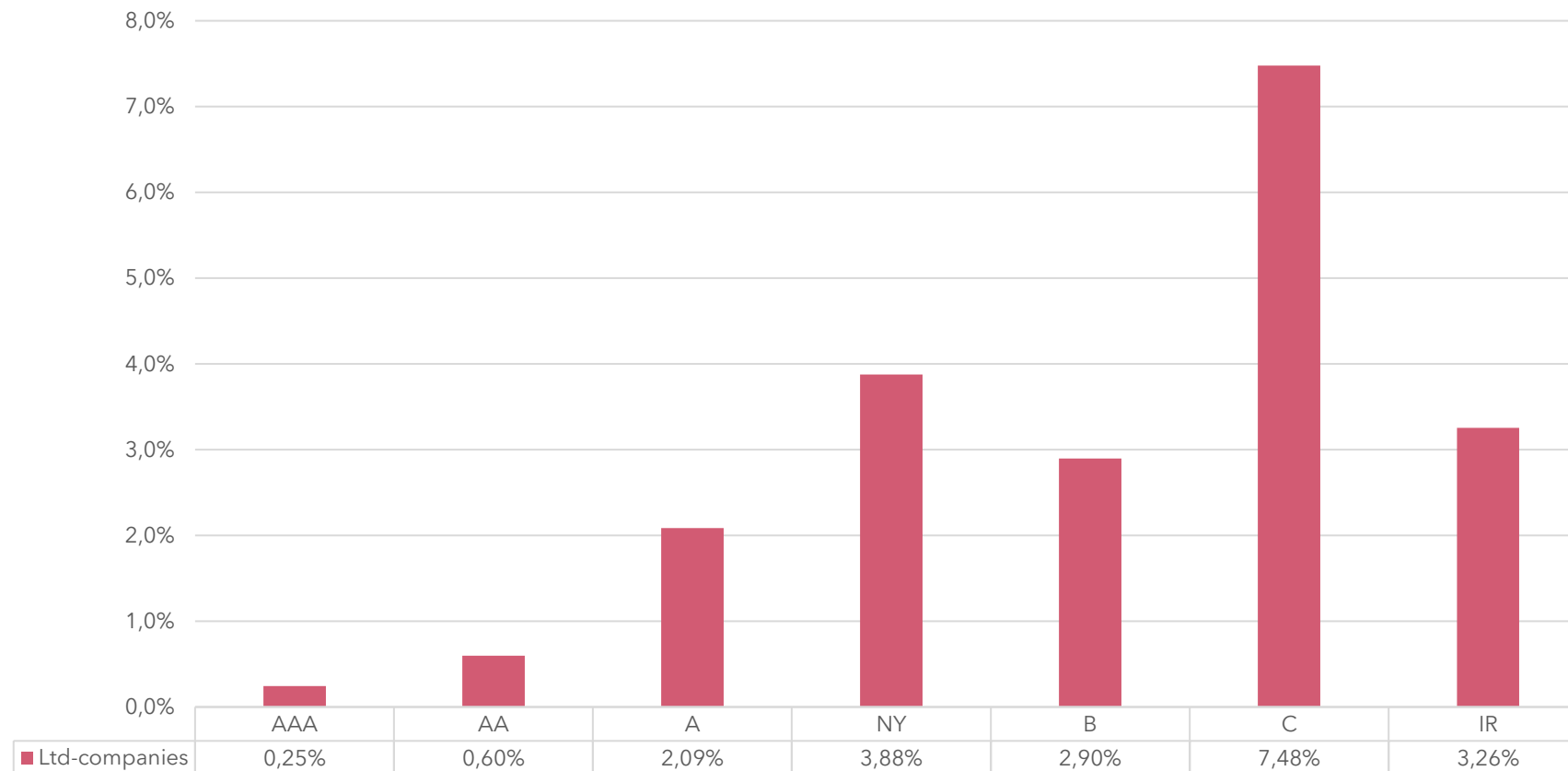
Denmark





RISK OF BANKRUPTCY FOR LTD-COMPANIES WITHIN 1 YEAR

Statistics based on number of active Ltd companies that turned in to bankruptcy proceedings during the period 211001-221031 divided from rating 1 Year before date of bankruptcy.





RATING DISTRIBUTION

Denmark 2022-10-31

Rating	Sole proprietors		Trade companies		Ltd		Other		Total	
	Number of	Share %	Number of	Share %	Number of	Share %	Number of	Share %	Number of	Share %
AAA	0	0,0%	200	0,8%	30 475	7,8%	68	0,0%	30 743	3,3%
AA	98 760	30,3%	903	3,4%	86 578	22,2%	189	0,1%	186 430	20,2%
A	109 963	33,7%	1 091	4,2%	92 369	23,6%	103	0,1%	203 526	22,1%
NY	0	0,0%	0	0,0%	46 196	11,8%	66	0,0%	46 262	5,0%
B	27 955	8,6%	214	0,8%	13 554	3,5%	15	0,0%	41 738	4,5%
C	31 907	9,8%	254	1,0%	34 429	8,8%	11	0,0%	66 601	7,2%
IR	57 577	17,7%	23 564	89,8%	87 187	22,3%	178 853	99,7%	347 181	37,6%
Total	326 162	100%	26 226	100%	390 788	100%	179 305	100%	922 481	100%

dun & bradstreet

Nordic rating statistics

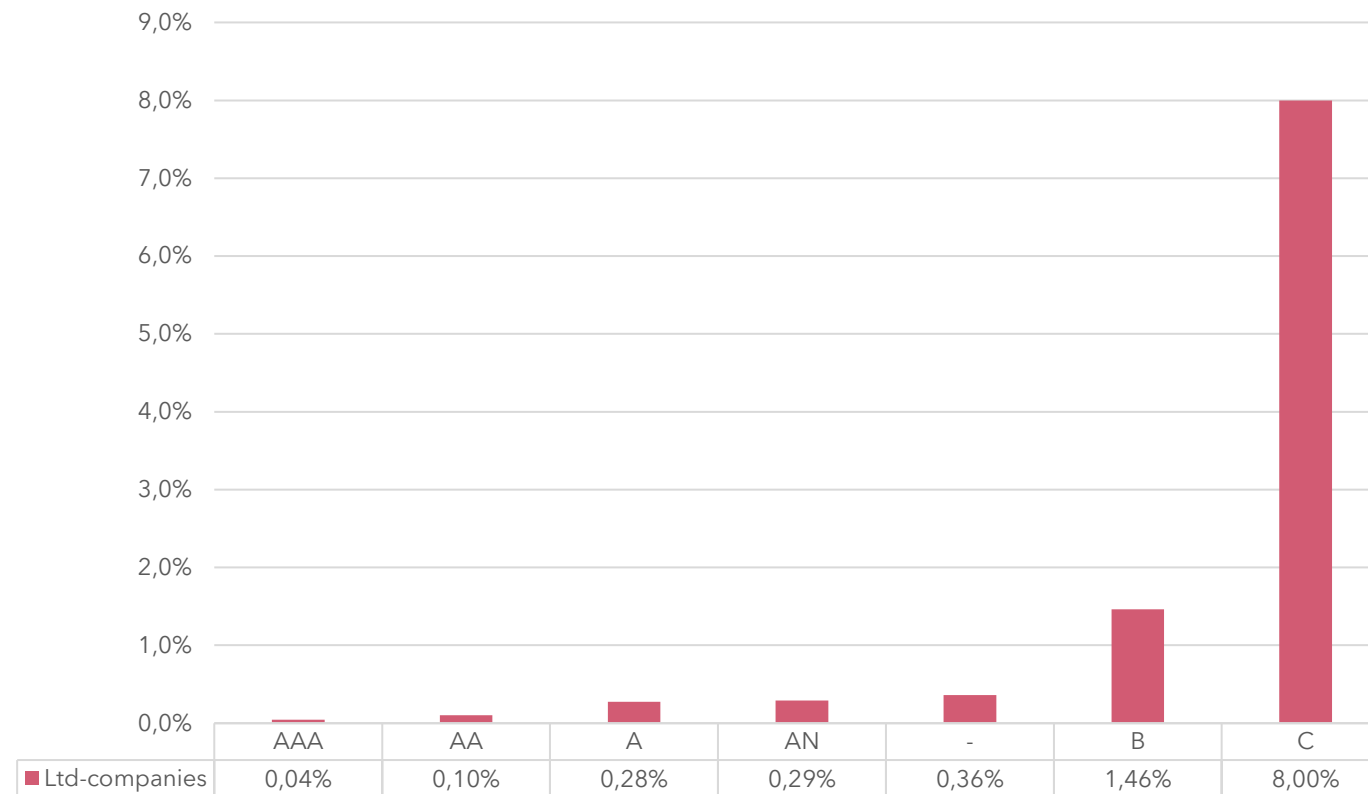
Finland





RISK OF BANKRUPTCY FOR LTD-COMPANIES WITHIN 1 YEAR

Statistics based on number of active Ltd companies that turned in to bankruptcy proceedings during the period 211001-221031 divided from rating 1 Year before date of bankruptcy.





RATING DISTRIBUTION FOR LTD COMPANIES IN FINLAND 2022-10-31

Rating	Ltd		
	Number of	Share %	Risk%
AAA	18 841	9,15%	0,04%
AA	60 959	29,59%	0,10%
A	66 745	32,40%	0,28%
AN	21 927	10,64%	0,29%
-	8 014	3,89%	0,36%
B	18 855	9,15%	1,46%
C	10 652	5,17%	8,00%
Total	205 993	100%	10,54%

dun & bradstreet

Nordic rating statistics

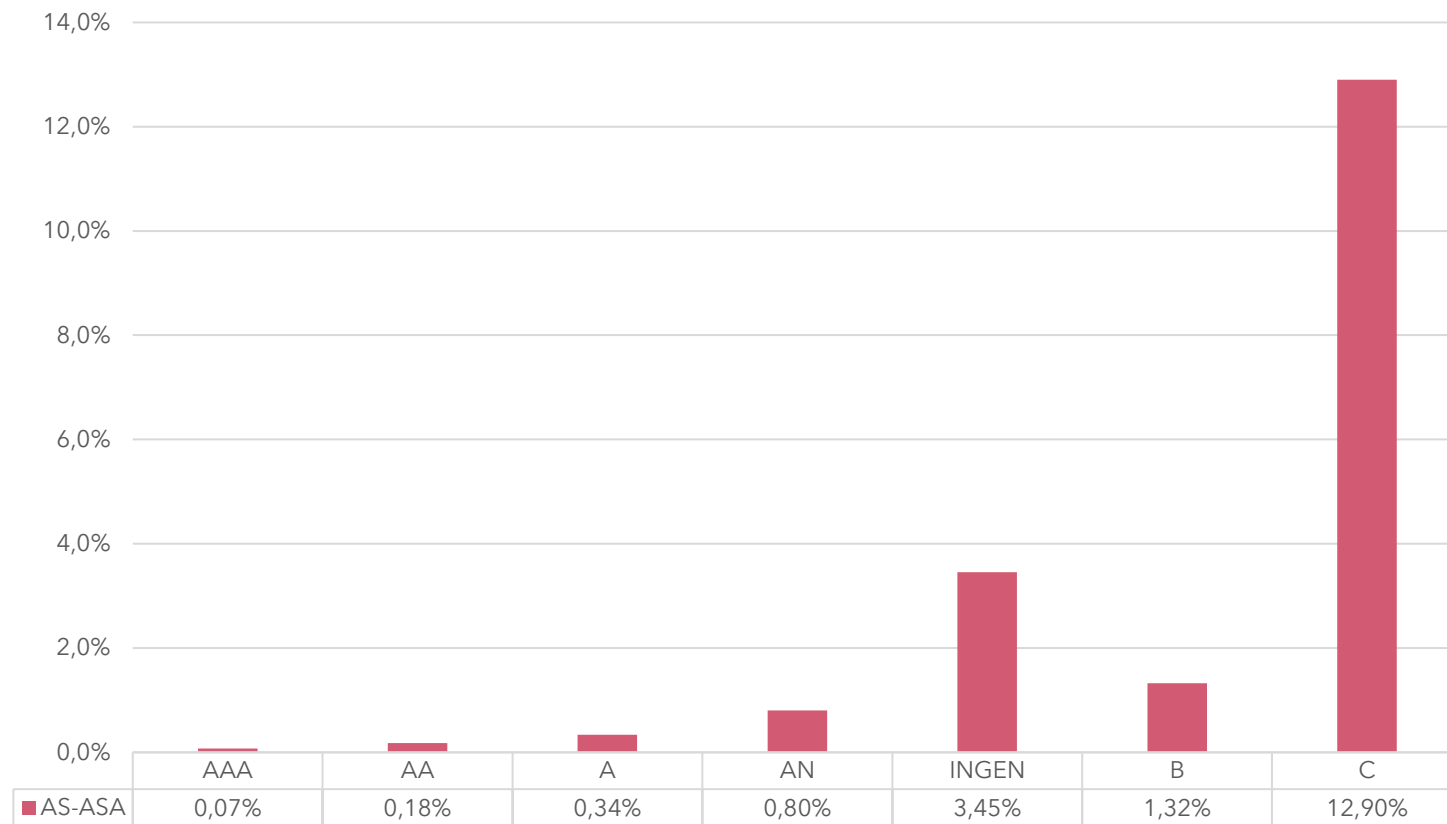
Norway





RISK OF BANKRUPTCY FOR LTD-COMPANIES WITHIN 1 YEAR

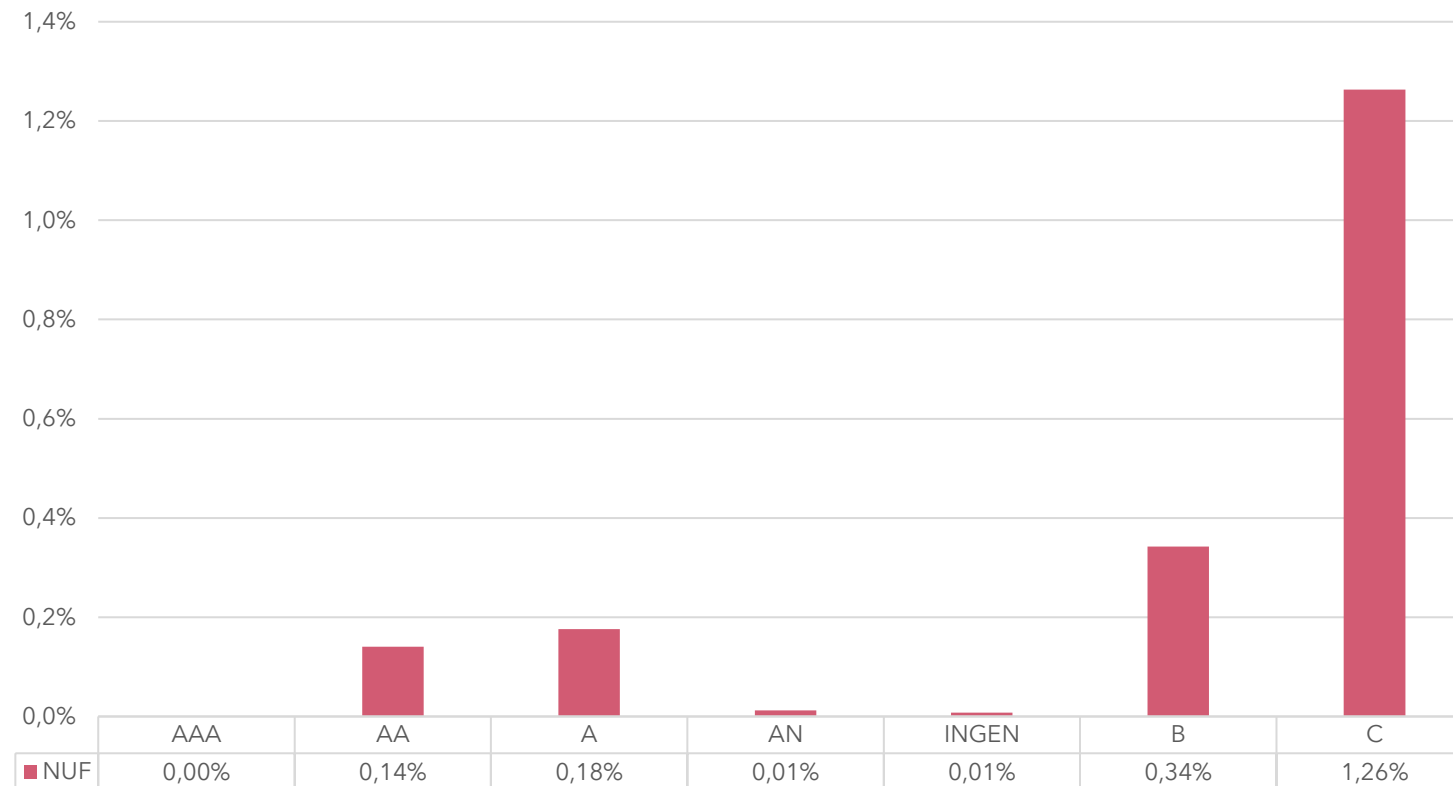
Statistics based on number of active Ltd companies that turned in to bankruptcy proceedings during the period 211001-221031 divided from rating 1 Year before date of bankruptcy.





RISK OF BANKRUPTCY FOR NORWEGIAN REGISTERED FOREIGN COMPANY (NUF) WITHIN 1 YEAR

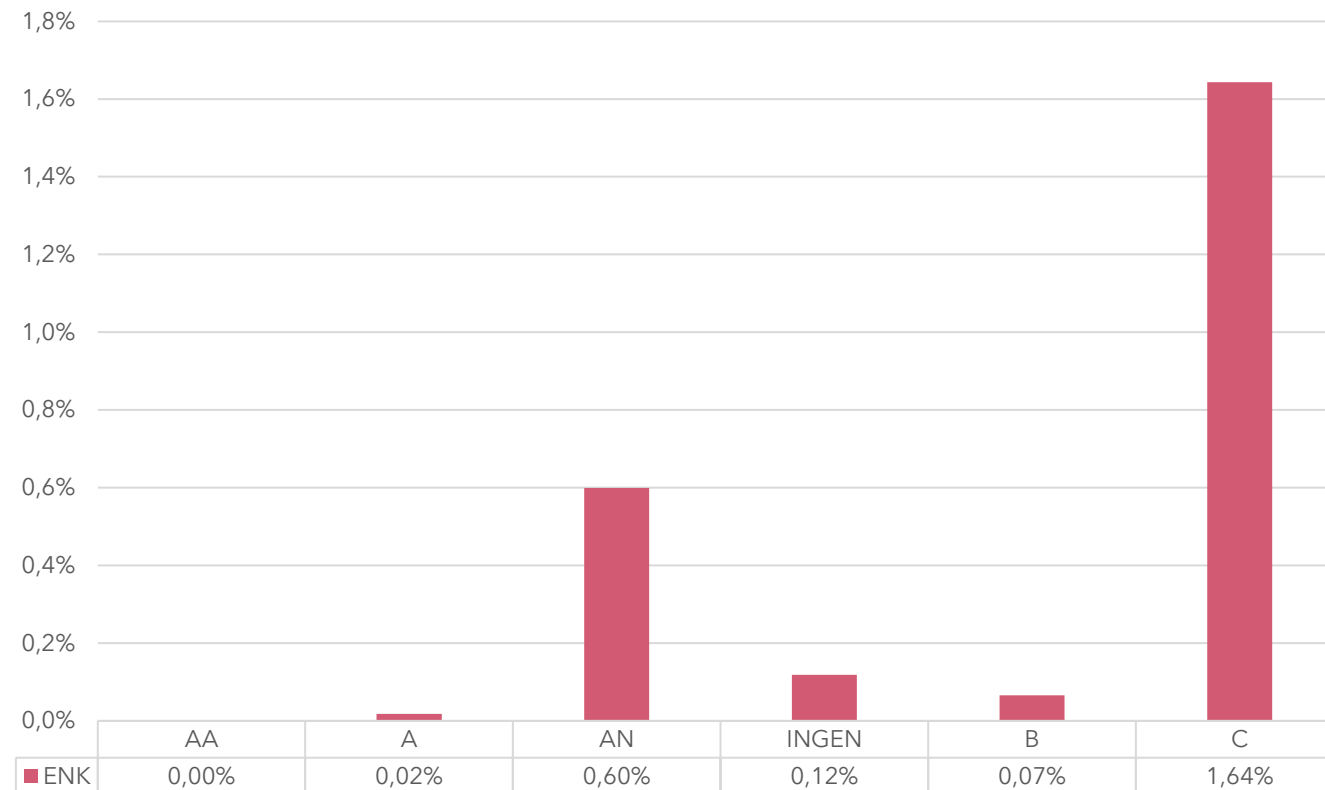
Statistics based on number of active NUF that turned in to bankruptcy proceedings during the period 211001-221031 divided from rating 1 Year before date of bankruptcy.





RISK OF BANKRUPTCY FOR SOLE PROPRIETORS (ENK) WITHIN 1 YEAR

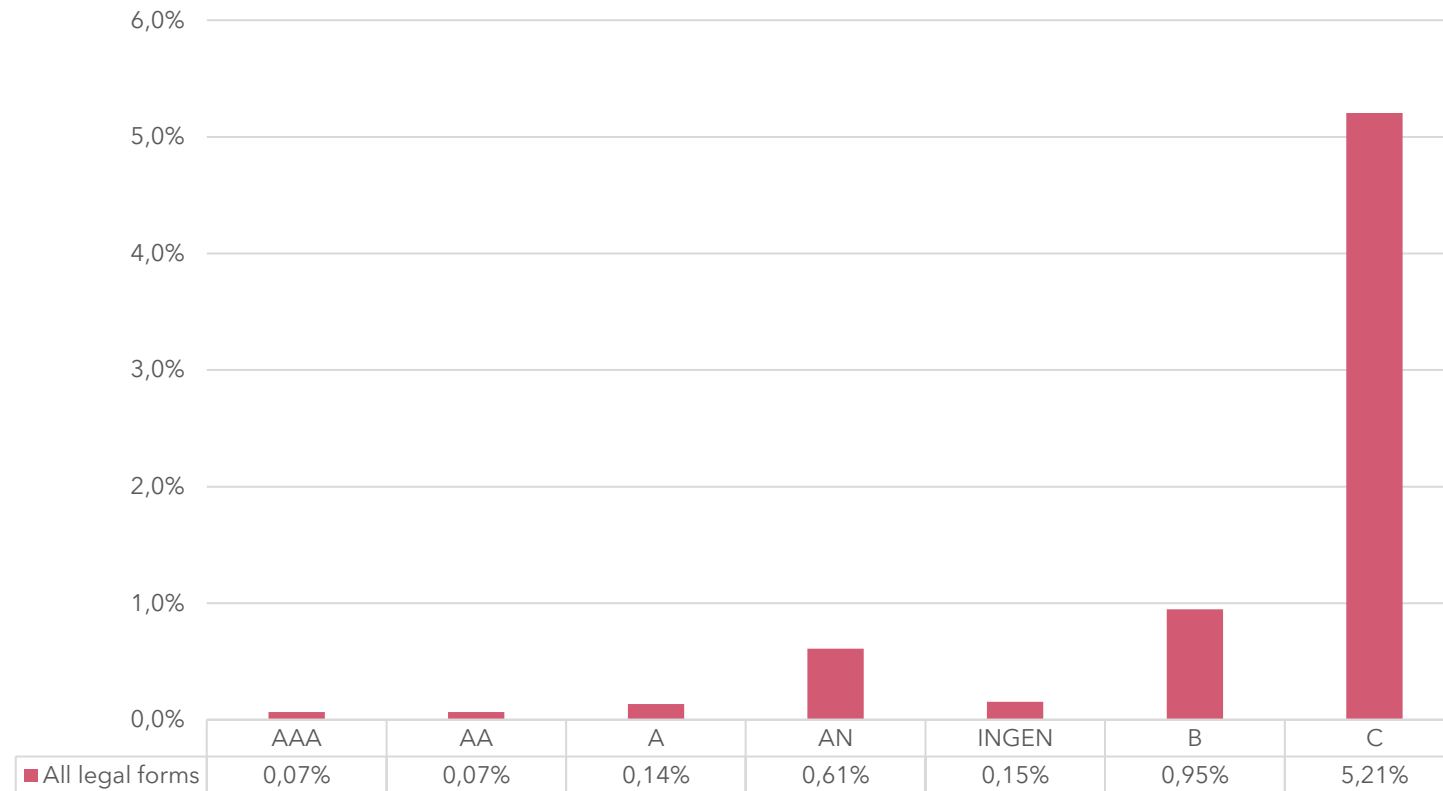
Statistics based on number of active ENK that turned in to bankruptcy proceedings during the period 211001-221031 divided from rating 1 Year before date of bankruptcy.





RISK OF BANKRUPTCY FOR ALL LEGAL FORMS WITHIN 1 YEAR

Statistics based on number of active companies that turned in to bankruptcy proceedings during the period 211001-221031 divided from rating 1 Year before date of bankruptcy.





RATING DISTRIBUTION

Norway 2022-10-31

Rating	LTD		NUF		Partnership		Sole Proprietors		Total	
	Number of	Share %	Number of	Share %	Number of	Share %	Number of	Share %	Number of	Share %
AAA	37 133	9,7%	308	1,2%	195	2,4%	0	0,0%	37 636	4,4%
AA	86 183	22,6%	583	2,3%	879	10,8%	144 078	33,1%	231 723	27,2%
A	140 072	36,7%	1 390	5,4%	350	4,3%	222 214	51,0%	364 026	42,8%
AN	25 040	6,6%	3 147	12,2%	359	4,4%	1 373	0,3%	29 919	3,5%
B	69 113	18,1%	822	3,2%	179	2,2%	24 734	5,7%	94 848	11,2%
C	17 390	4,6%	1 988	7,7%	138	1,7%	32 152	7,4%	51 668	6,1%
NO RATING	6 417	1,7%	17 527	68,0%	6 045	74,2%	10 786	2,5%	40 775	4,8%
Total	381 348	100%	25 765	100%	8 145	100%	435 337	100%	850 595	100%

dun & bradstreet