

Nordic rating statistics

Q4 2023

FRS Analytics

dun & bradstreet

Nordic rating statistics

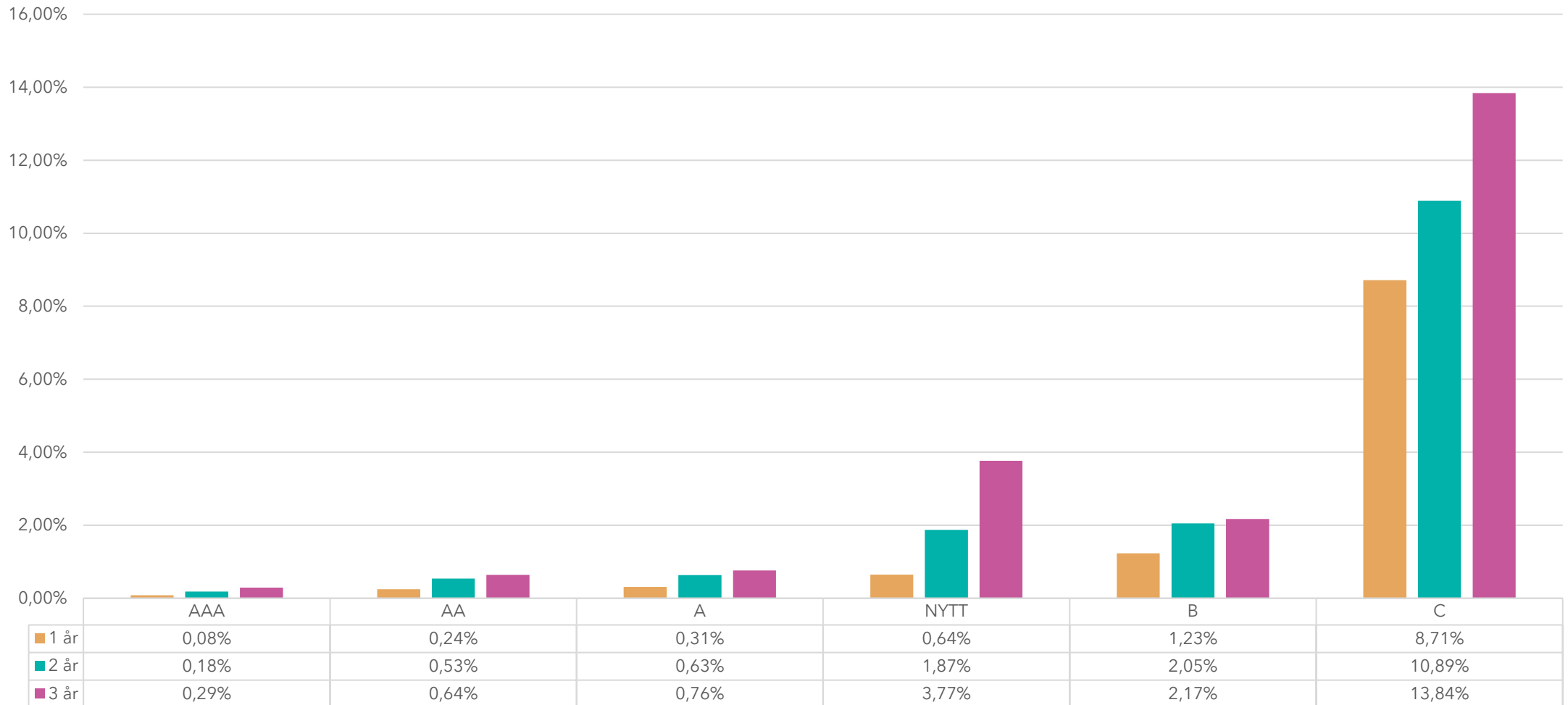
Sweden





RISK OF BANKRUPTCY FOR LTD-COMPANIES WITHIN 1, 2 OR 3 YEARS

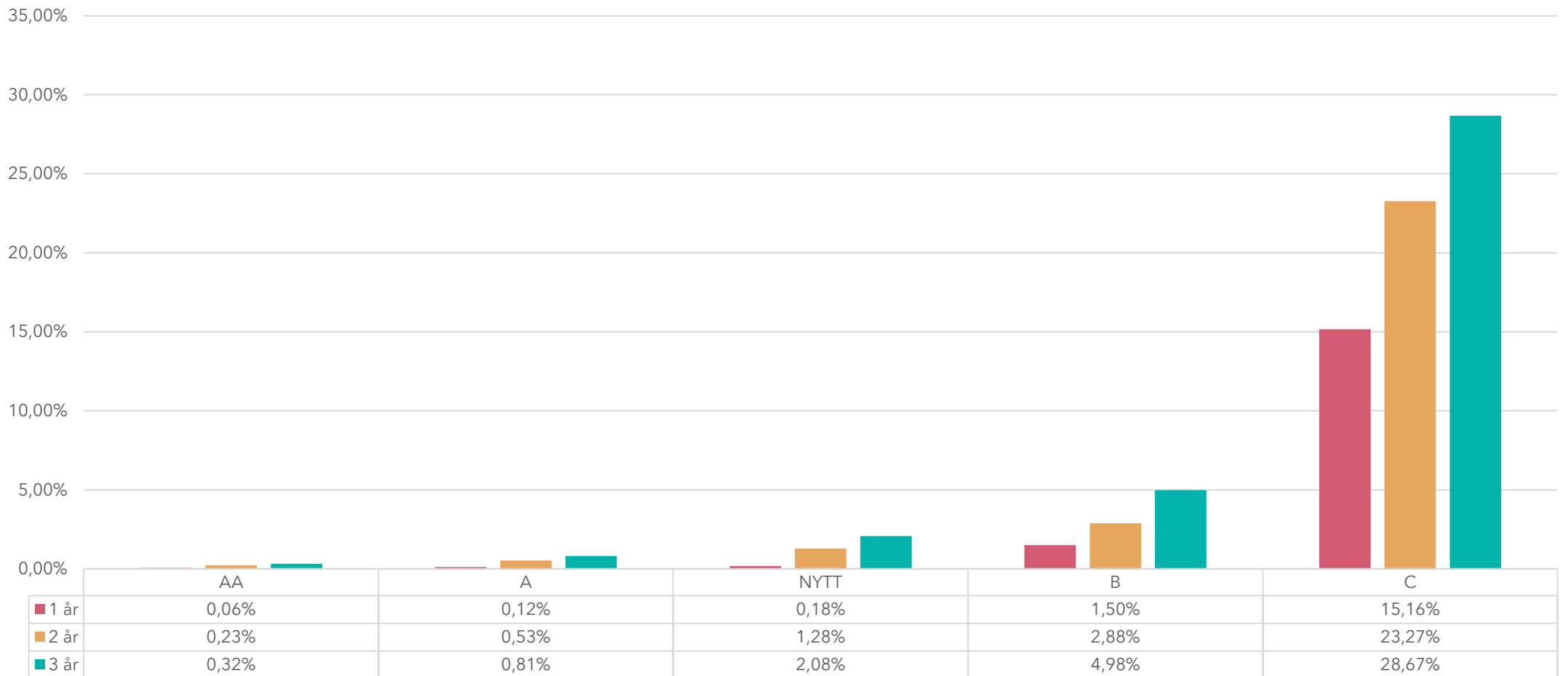
Statistics based on number of active Ltd companies that turned in to bankruptcy proceedings during the period 201001-231231 divided from rating 1, 2 or 3 Years before date of bankruptcy.





RISK OF BUSINESS FAILURE FOR PARTNERSHIPS WITHIN 1, 2 OR 3 YEARS

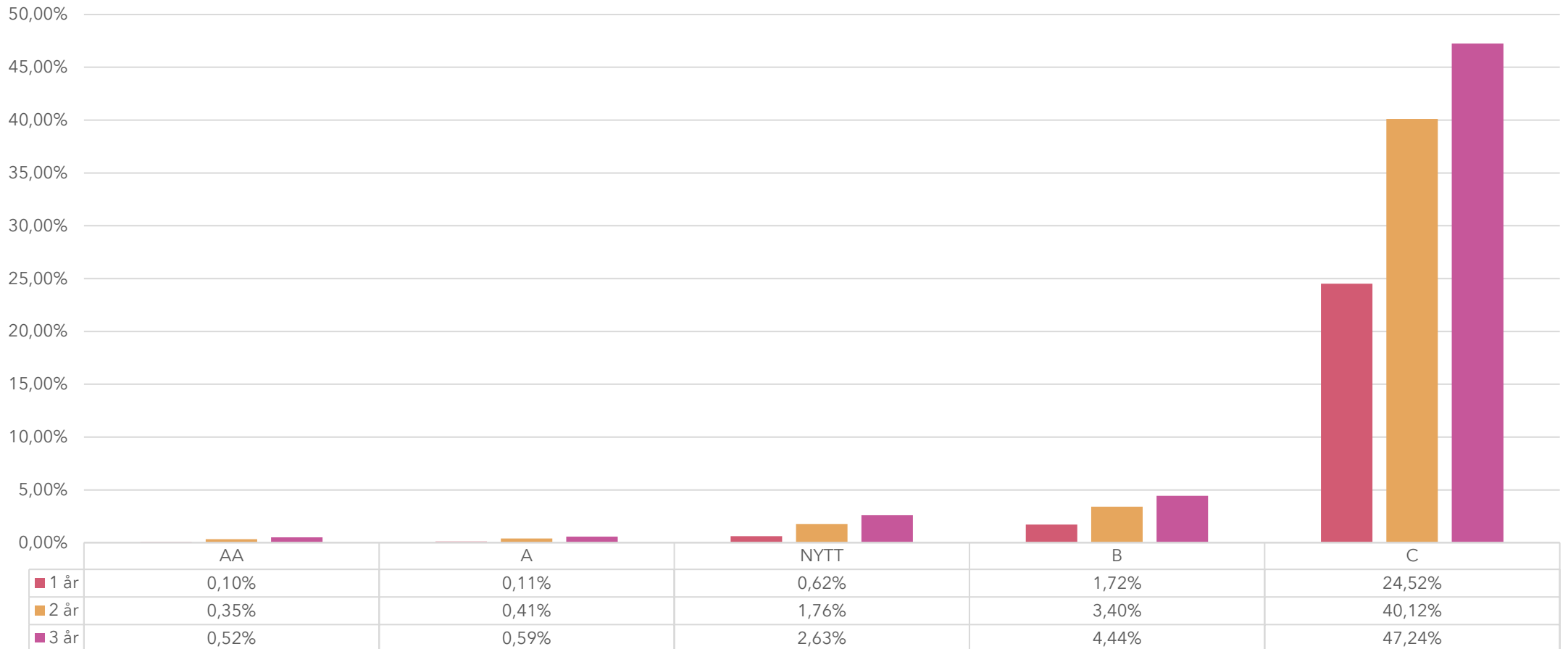
Statistics based on number of active Partnerships that turned in to bankruptcy proceedings, distraint or liquidation during the period 201001-231231 divided from rating 1, 2 or 3 Years before date of bankruptcy.





RISK OF BUSINESS FAILURE FOR SOLE PROPRIETORS WITHIN 1, 2 OR 3 YEARS

Statistics based on number of active Sole proprietors that turned in to bankruptcy proceedings, distraint or liquidation during the period 201001-231231 divided from rating 1, 2 or 3 Years before date of bankruptcy.





RATING DISTRIBUTION

Sweden 2023-12-31

Rating	Sole proprietors		Trade companies		Ltd		Total	
	Number of	Share %	Number of	Share %	Number of	Share %	Number of	Share %
AAA	0	0,00%	0	0,00%	46 922	6,74%	46 922	3,61%
AA	92 865	16,26%	15 121	45,87%	131 707	18,92%	239 693	18,43%
A	370 453	64,87%	11 469	34,79%	305 078	43,82%	687 000	52,84%
NYTT	56 669	9,92%	1 567	4,75%	47 016	6,75%	105 252	8,09%
B	34 100	5,97%	2 636	8,00%	107 455	15,44%	144 191	11,09%
C	17 003	2,98%	1 474	4,47%	44 234	6,35%	62 711	4,82%
-	4	0,00%	700	2,12%	13 752	1,98%	14 456	1,11%
Total	571 094	100,00%	32 967	100,00%	696 164	100,00%	1 300 225	100,00%

dun & bradstreet

Nordic rating statistics

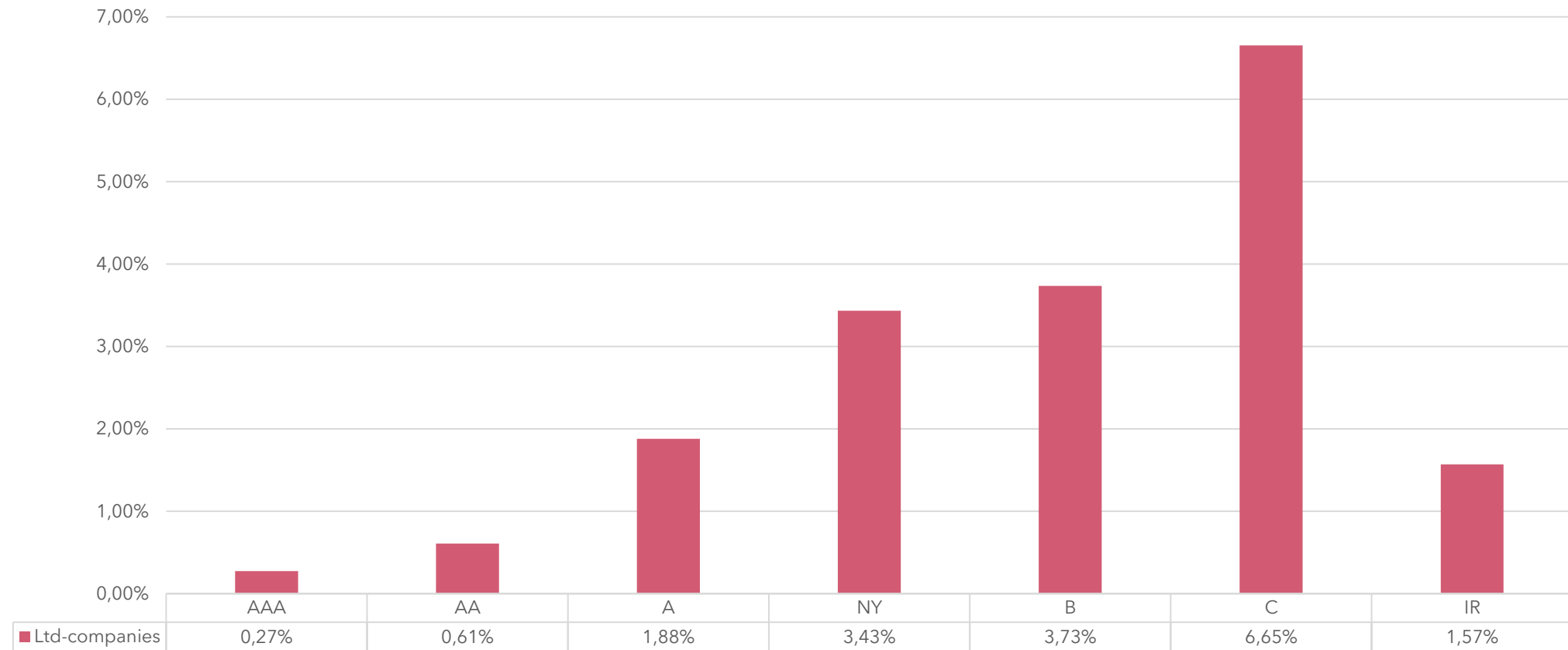
Denmark





RISK OF BANKRUPTCY FOR LTD-COMPANIES WITHIN 1 YEAR

Statistics based on number of active Ltd companies that turned into bankruptcy proceedings during the period 230101-231231 divided from rating 1 Year before date of bankruptcy.





RATING DISTRIBUTION

Denmark 2023-12-31

Rating	Sole proprietors		Trade companies		Ltd		Other		Total	
	Number of	Share %	Number of	Share %	Number of	Share %	Number of	Share %	Number of	Share %
AAA	0	0,0%	187	0,7%	27 684	6,9%	37	0,2%	27 908	3,8%
AA	167 895	58,6%	914	3,6%	80 680	20,1%	106	0,6%	249 595	34,1%
A	5 012	1,8%	1 055	4,1%	108 870	27,1%	203	1,1%	115 140	15,7%
NY	0	0,0%	0	0,0%	46 373	11,5%	68	0,4%	46 441	6,3%
B	374	0,1%	203	0,8%	14 835	3,7%	22	0,1%	15 434	2,1%
C	863	0,3%	247	1,0%	36 455	9,1%	13	0,1%	37 578	5,1%
IR	112 227	39,2%	23 067	89,8%	87 280	21,7%	17 964	97,6%	240 538	32,8%
Total	286 371	100%	25 673	100%	402 177	100%	18 413	100%	732 634	100%

dun & bradstreet

Nordic rating statistics

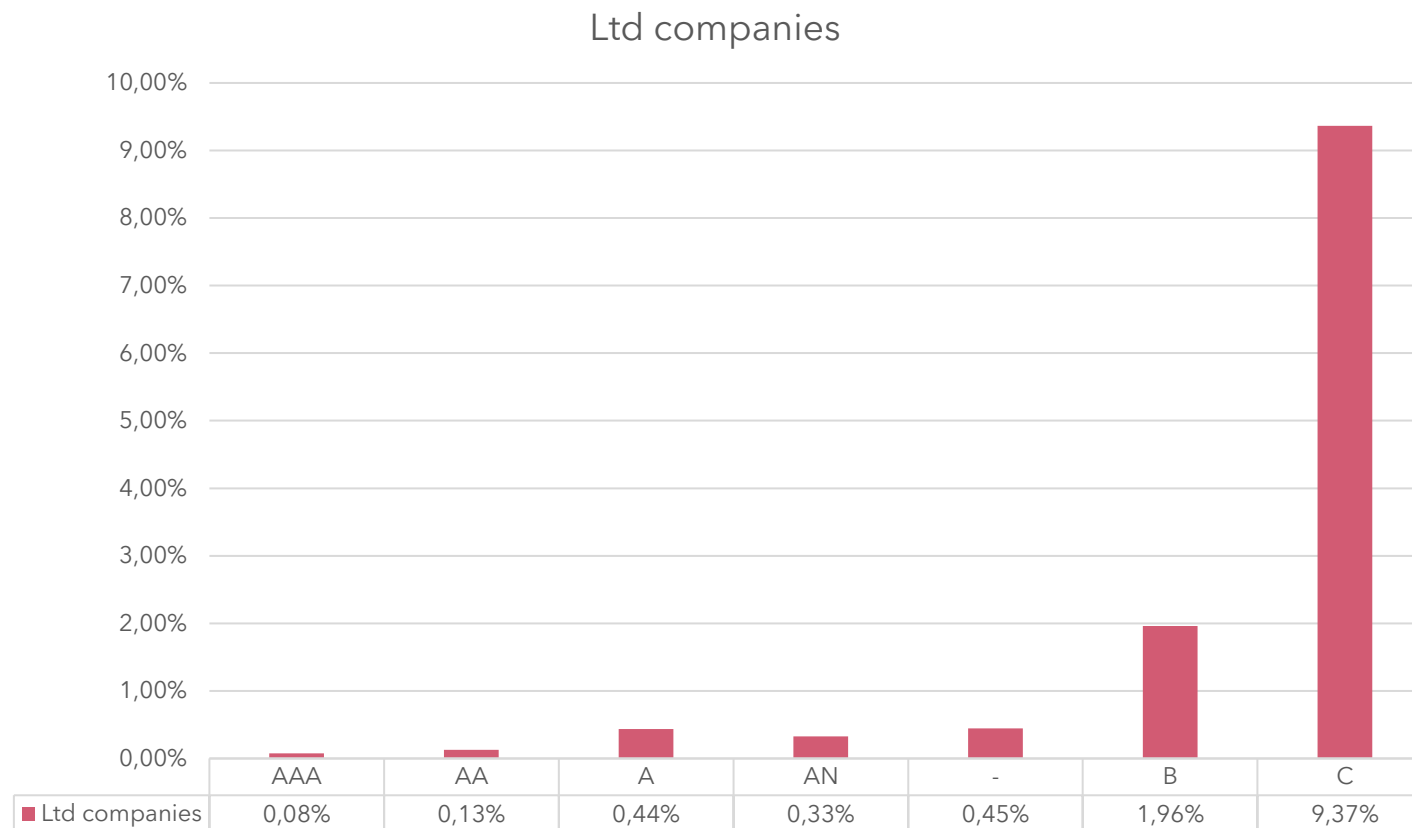
Finland





RISK OF BANKRUPTCY FOR LTD-COMPANIES WITHIN 1 YEAR

Statistics based on number of active Ltd companies that turned in to bankruptcy proceedings during the period 220101-231231 divided from rating 1 Year before date of bankruptcy.





RATING DISTRIBUTION FOR LTD COMPANIES IN FINLAND 2023-12-31

	Ltd companies		
Rating	Number of	Share %	Risk %
AAA	20 477	9,53%	0,08%
AA	64 469	30,02%	0,13%
A	69 267	32,25%	0,44%
AN	20 836	9,70%	0,33%
-	8 727	4,06%	0,45%
B	19 739	9,19%	1,96%
C	11 254	5,24%	9,37%
SUM	214 769	100,00%	

dun & bradstreet

Nordic rating statistics

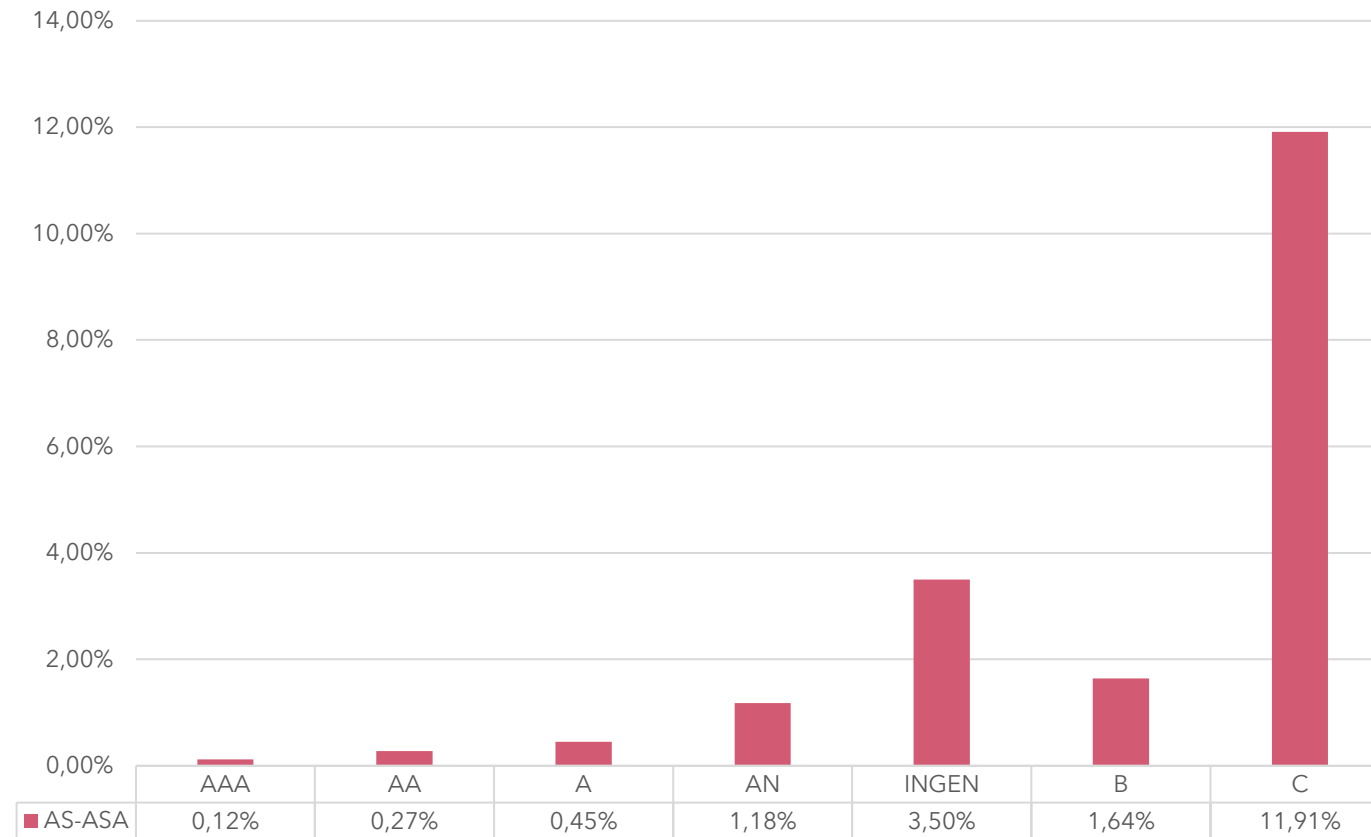
Norway





RISK OF BANKRUPTCY FOR LTD-COMPANIES WITHIN 1 YEAR

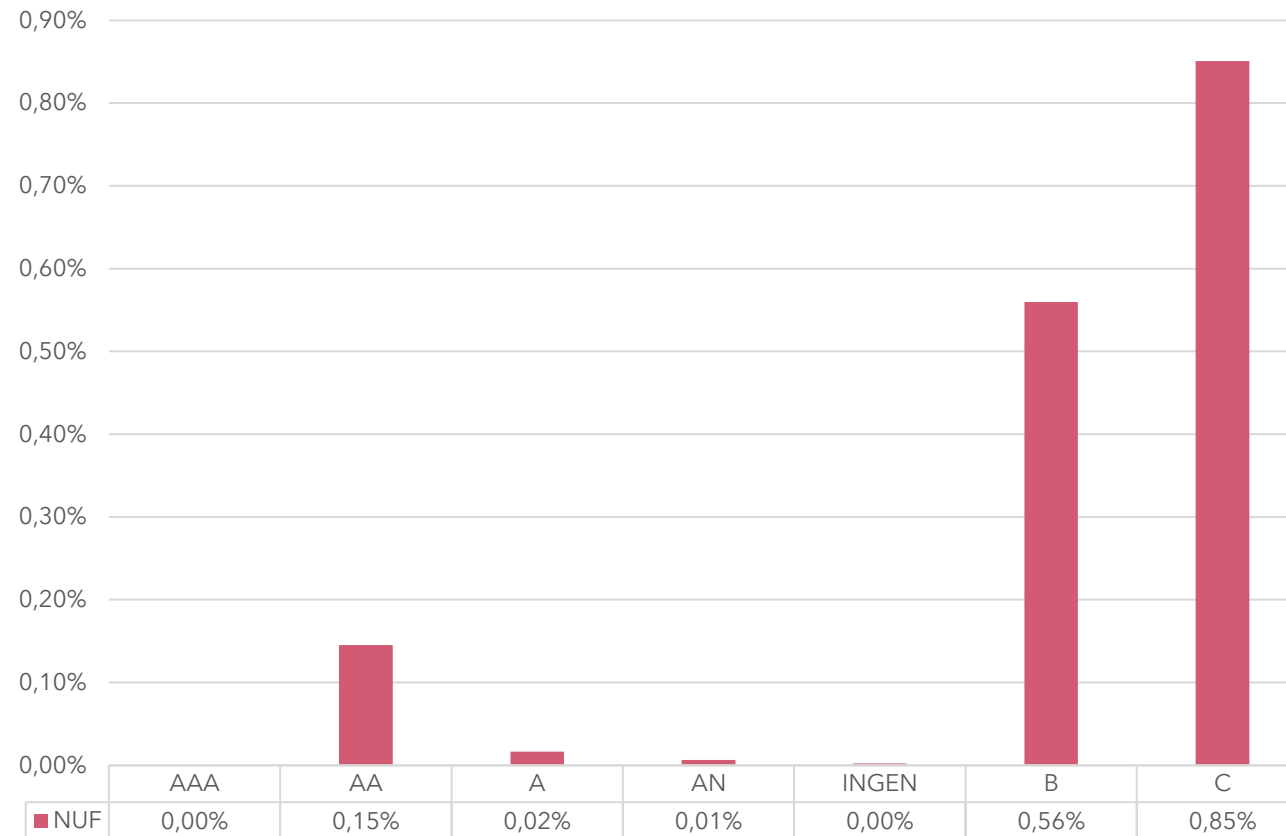
Statistics based on number of active Ltd companies that turned in to bankruptcy proceedings during the period 230101-231231 divided from rating 1 Year before date of bankruptcy.





RISK OF BANKRUPTCY FOR NORWEGIAN REGISTERED FOREIGN COMPANY (NUF) WITHIN 1 YEAR

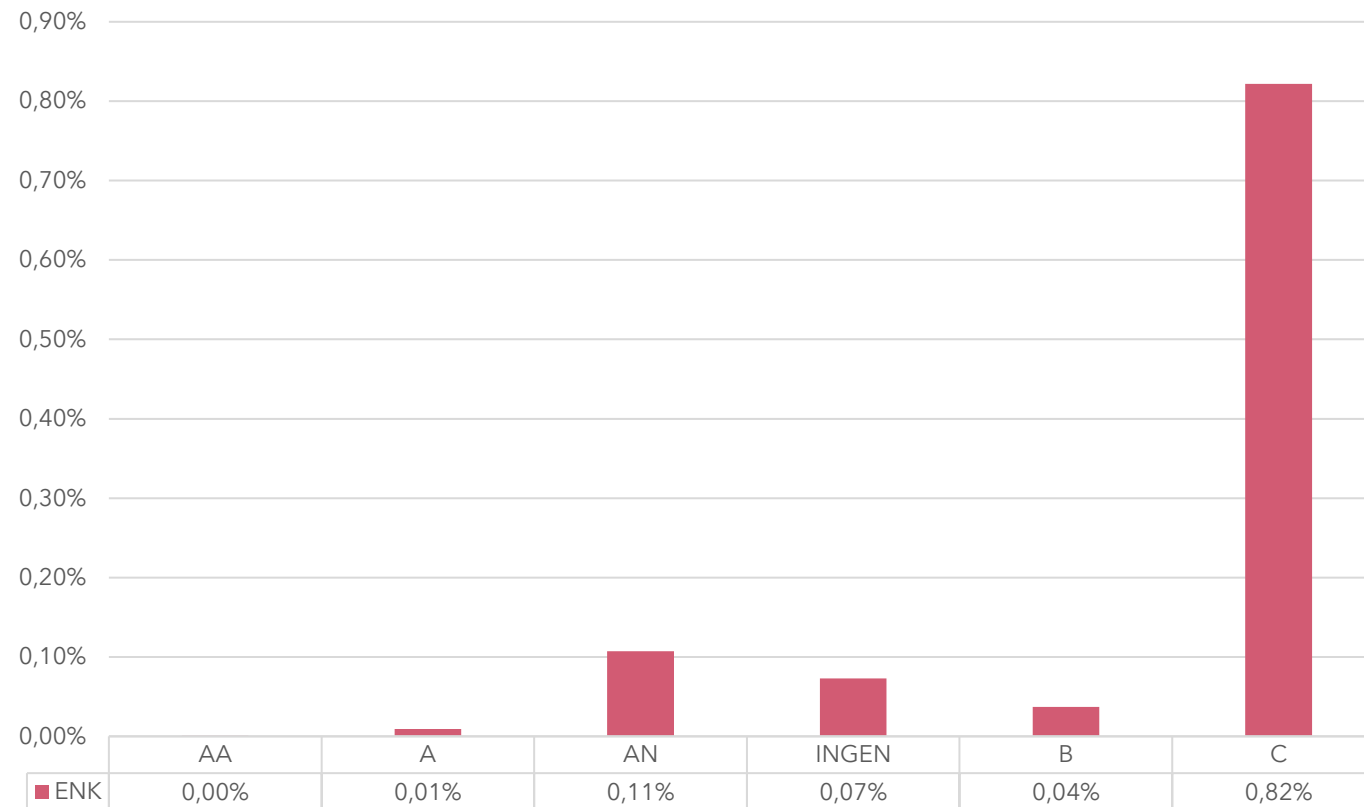
Statistics based on number of active NUF that turned in to bankruptcy proceedings during the period 230101-231231 divided from rating 1 Year before date of bankruptcy.





RISK OF BANKRUPTCY FOR SOLE PROPRIETORS (ENK) WITHIN 1 YEAR

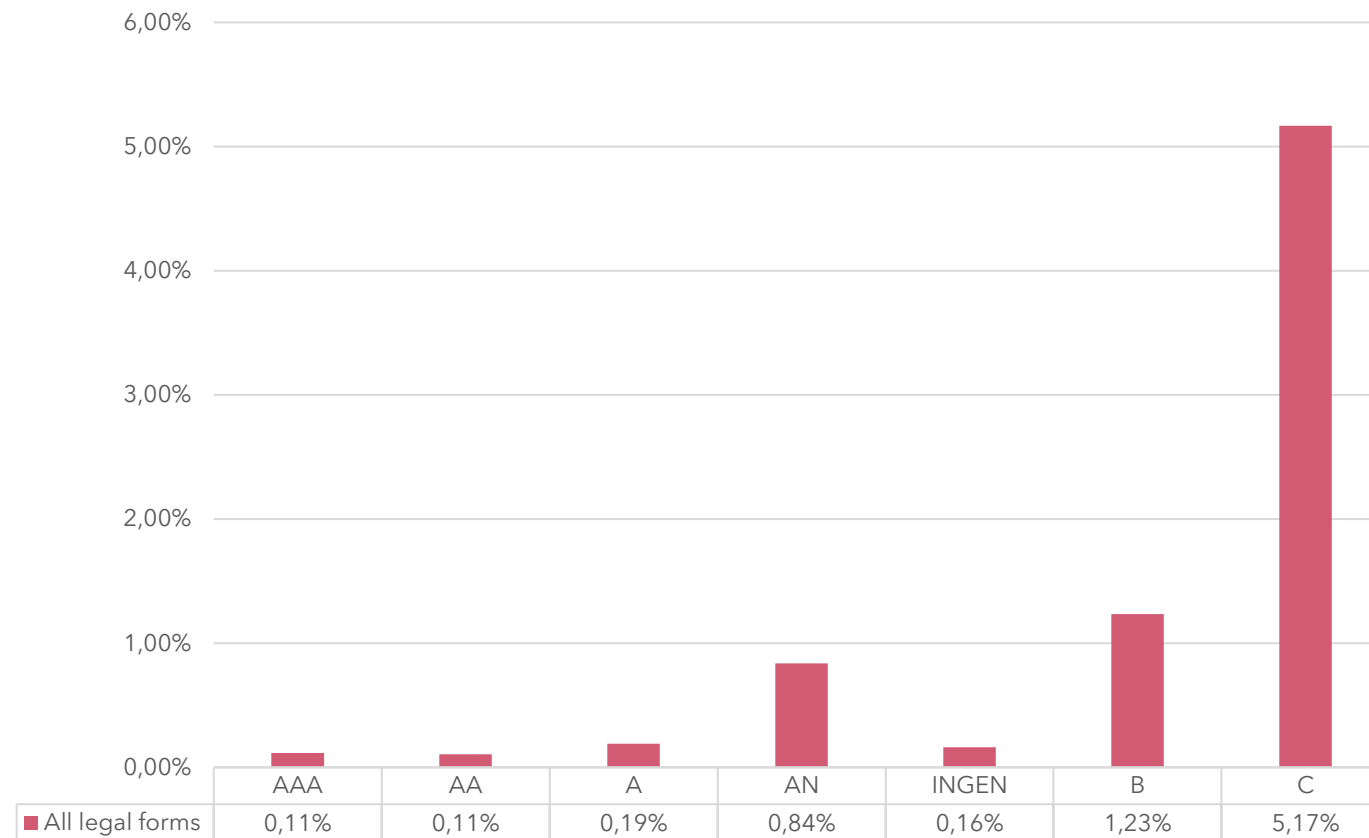
Statistics based on number of active ENK that turned in to bankruptcy proceedings during the period 230101-231231 divided from rating 1 Year before date of bankruptcy.





RISK OF BANKRUPTCY FOR ALL LEGAL FORMS WITHIN 1 YEAR

Statistics based on number of active companies that turned in to bankruptcy proceedings during the period 230101-231231 divided from rating 1 Year before date of bankruptcy.





RATING DISTRIBUTION

Norway 2023-12-31

Rating	LTD		NUF		Partnership		Sole Proprietors		Total	
	Number of	Share %	Number of	Share %	Number of	Share %	Number of	Share %	Number of	Share %
AAA	34 021	8,7%	276	1,1%	133	1,6%	0	0,0%	34 430	4,1%
AA	88 159	22,5%	560	2,1%	844	10,4%	142 375	33,8%	231 938	27,3%
A	141 808	36,1%	1 139	4,4%	380	4,7%	211 560	50,2%	354 887	41,8%
AN	30 411	7,7%	3 170	12,2%	352	4,3%	1 977	0,5%	35 910	4,2%
B	6 358	1,6%	18 205	69,9%	6 034	74,2%	9 165	2,2%	39 762	4,7%
C	71 330	18,2%	765	2,9%	220	2,7%	22 772	5,4%	95 087	11,2%
NO RATING	20 536	5,2%	1 933	7,4%	172	2,1%	33 432	7,9%	56 073	6,6%
Total	392 623	100%	26 048	100%	8 135	100%	421 281	100%	848 087	100%

dun & bradstreet