

Nordic rating statistics

Q3 2023

FRS Analytics

dun & bradstreet

Nordic rating statistics

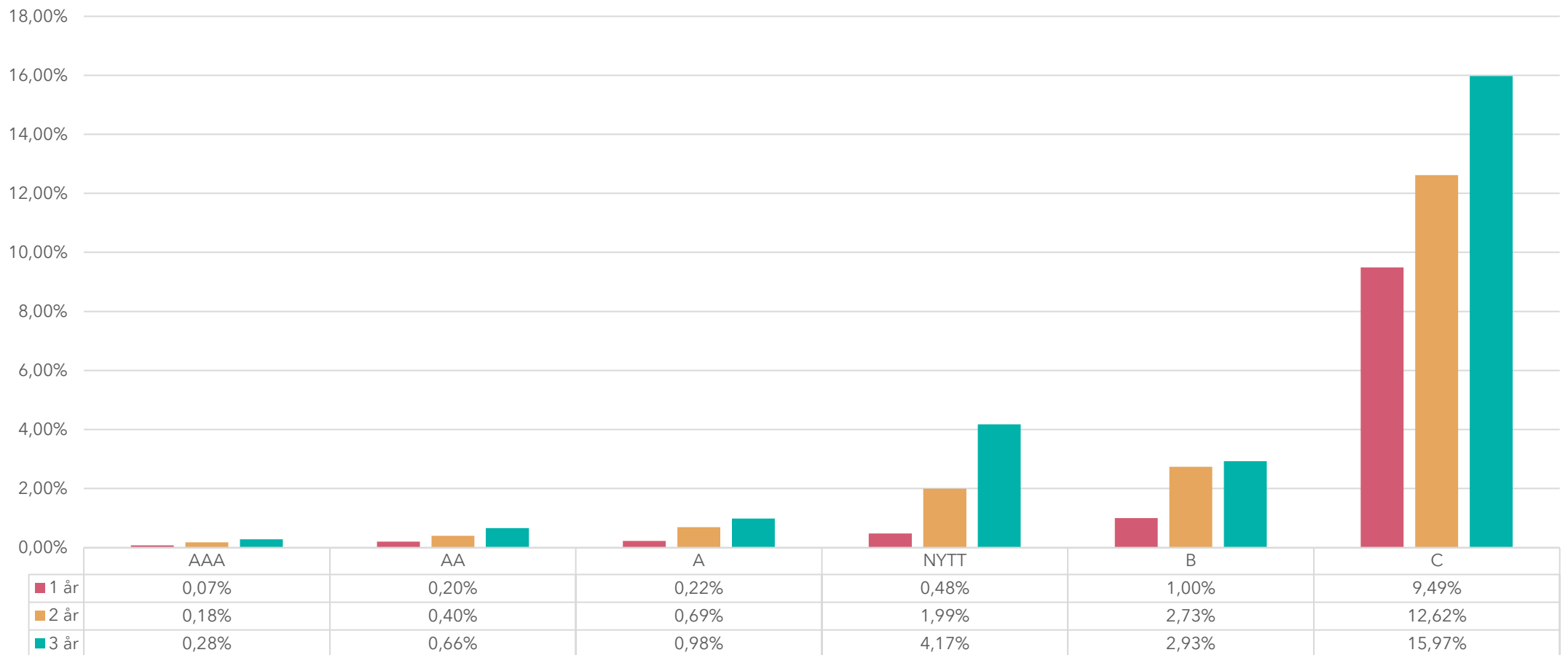
Sweden





RISK OF BANKRUPTCY FOR LTD-COMPANIES WITHIN 1, 2 OR 3 YEARS

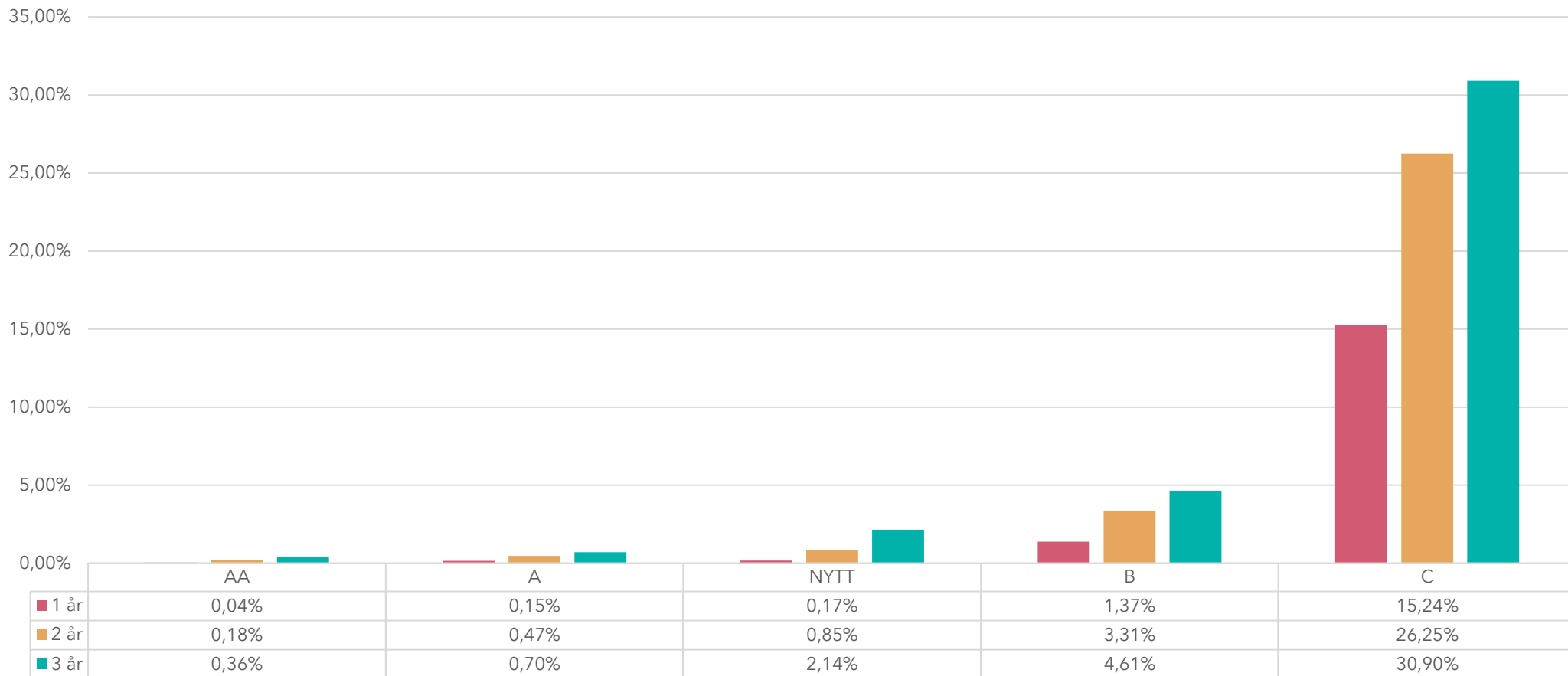
Statistics based on number of active Ltd companies that turned in to bankruptcy proceedings during the period 200701-230930 divided from rating 1, 2 or 3 Years before date of bankruptcy.





RISK OF BUSINESS FAILURE FOR PARTNERSHIPS WITHIN 1, 2 OR 3 YEARS

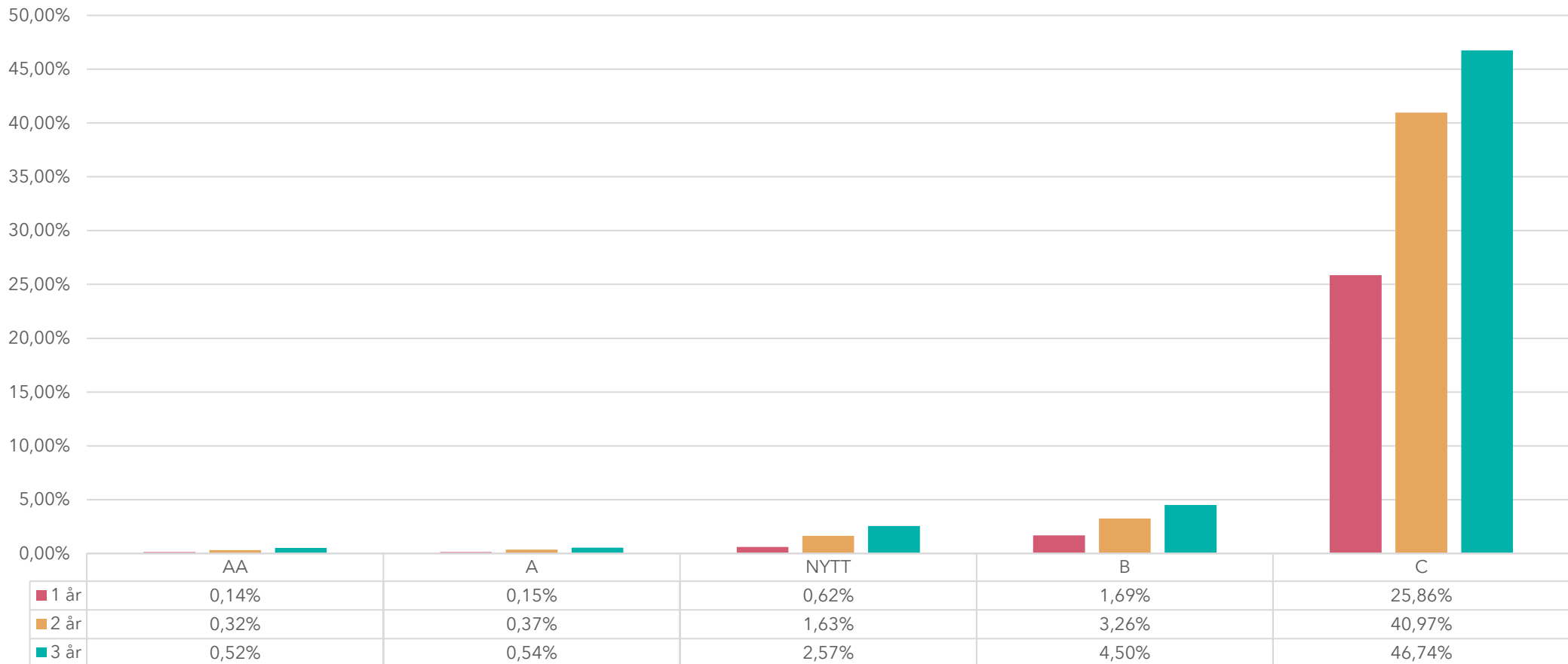
Statistics based on number of active Partnerships that turned in to bankruptcy proceedings, distraint or liquidation during the period 200701-230930 divided from rating 1, 2 or 3 Years before date of bankruptcy.





RISK OF BUSINESS FAILURE FOR SOLE PROPRIETORS WITHIN 1, 2 OR 3 YEARS

Statistics based on number of active Sole proprietors that turned in to bankruptcy proceedings, distraint or liquidation during the period 200701-230930 divided from rating 1, 2 or 3 Years before date of bankruptcy.





RATING DISTRIBUTION

Sweden 2023-09-30

Rating	Sole proprietors		Trade companies		Ltd		Total	
	Number of	Share %	Number of	Share %	Number of	Share %	Number of	Share %
AAA	0	0,0%	0	0,0%	47 208	6,8%	47 208	3,6%
AA	92 685	16,2%	15 467	45,7%	131 262	18,9%	239 414	18,4%
A	371 531	64,8%	11 879	35,1%	307 441	44,4%	690 851	53,1%
NEW	57 688	10,1%	1 595	4,7%	45 521	6,6%	104 804	8,1%
B	33 961	5,9%	2 655	7,8%	107 946	15,6%	144 562	11,1%
C	17 175	3,0%	1 579	4,7%	41 854	6,0%	60 608	4,7%
-	4	0,0%	696	2,1%	11 825	1,7%	12 525	1,0%
Total	573 044	100,0%	33 871	100,0%	693 057	100,0%	1 299 972	100,0%

dun & bradstreet

Nordic rating statistics

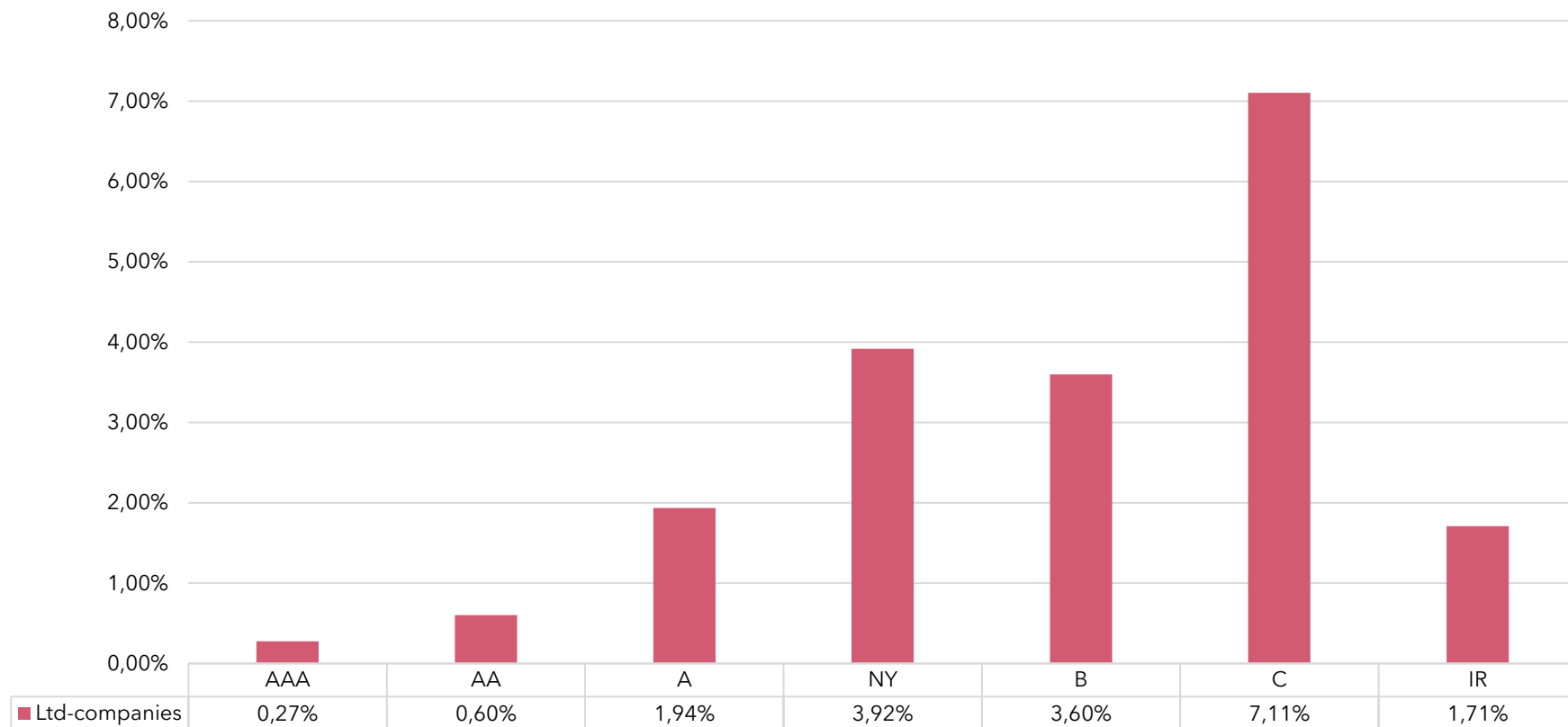
Denmark





RISK OF BANKRUPTCY FOR LTD-COMPANIES WITHIN 1 YEAR

Statistics based on number of active Ltd companies that turned into bankruptcy proceedings during the period 221001-230930 divided from rating 1 Year before date of bankruptcy.





RATING DISTRIBUTION

Denmark 2023-09-30

Rating	Sole proprietors		Trade companies		Ltd		Other		Total	
	Number of	Share %	Number of	Share %	Number of	Share %	Number of	Share %	Number of	Share %
AAA	0	0,0%	197	0,8%	27 315	6,8%	41	0,2%	27 553	3,8%
AA	98 721	34,5%	922	3,6%	78 747	19,7%	105	0,6%	178 495	24,5%
A	108 802	38,0%	1 067	4,1%	111 593	28,0%	200	1,1%	221 662	30,4%
NY	0	0,0%	0	0,0%	42 406	10,6%	68	0,4%	42 474	5,8%
B	26 987	9,4%	200	0,8%	14 737	3,7%	22	0,1%	41 946	5,8%
C	29 703	10,4%	263	1,0%	36 990	9,3%	16	0,1%	66 972	9,2%
IR	21 807	7,6%	23 097	89,7%	87 470	21,9%	17 333	97,5%	149 707	20,5%
Total	286 020	100%	25 746	100%	399 258	100%	17 785	100%	728 809	100%

dun & bradstreet

Nordic rating statistics

Finland





RISK OF BANKRUPTCY FOR LTD-COMPANIES WITHIN 1 YEAR

Statistics based on number of active Ltd companies that turned in to bankruptcy proceedings during the period 221001-230930 divided from rating 1 Year before date of bankruptcy.





RATING DISTRIBUTION FOR LTD COMPANIES IN FINLAND 2023-09-30

	Ltd companies		
Rating	Number	Share %	Risk %
AAA	20 472	9,60%	0,08%
AA	64 510	30,24%	0,12%
A	67 983	31,87%	0,37%
AN	20 462	9,59%	0,29%
-	8 723	4,09%	0,33%
B	19 843	9,30%	1,87%
C	11 319	5,31%	8,98%
SUM	213 312	100,00%	

dun & bradstreet

Nordic rating statistics

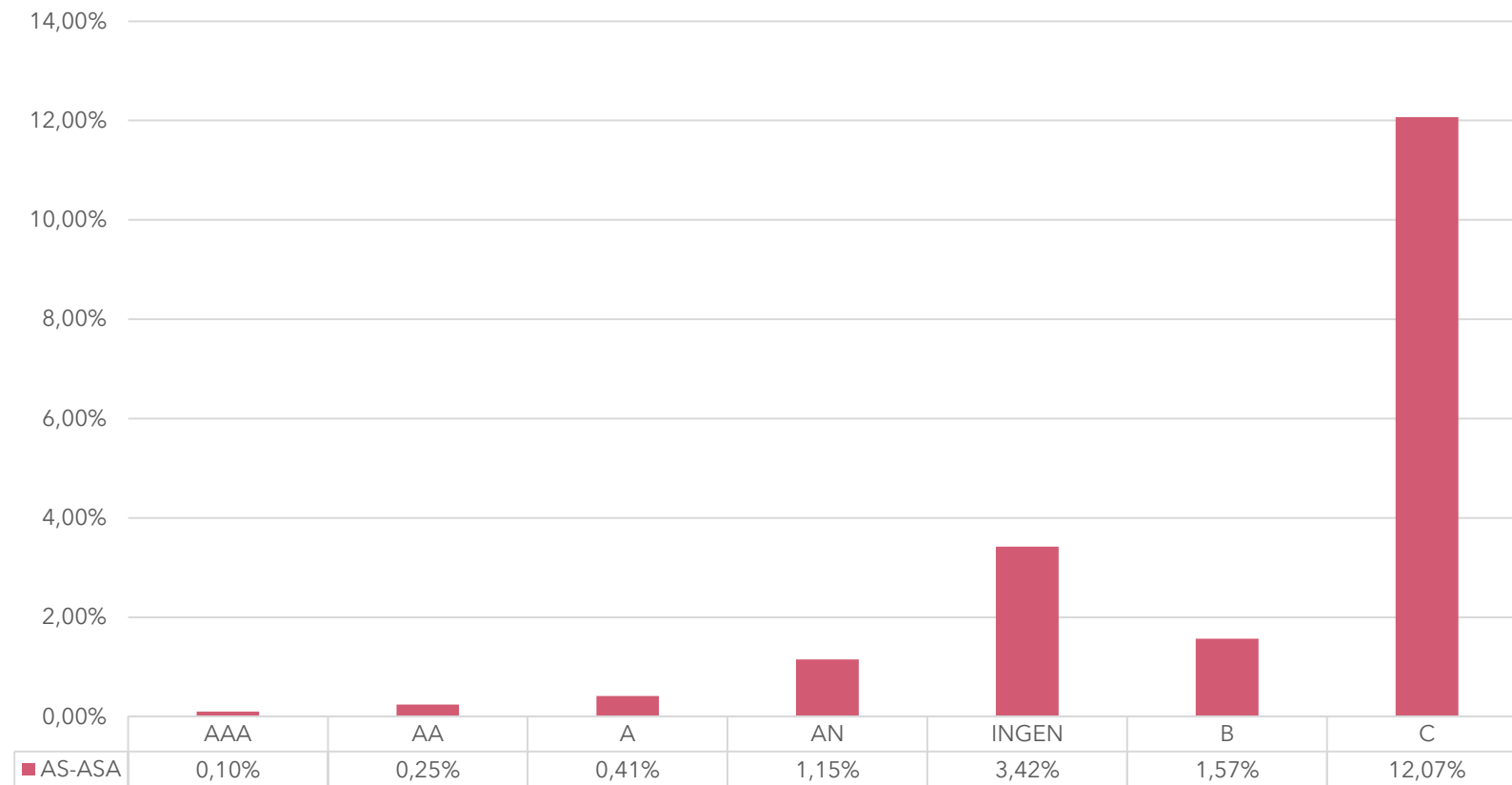
Norway





RISK OF BANKRUPTCY FOR LTD-COMPANIES WITHIN 1 YEAR

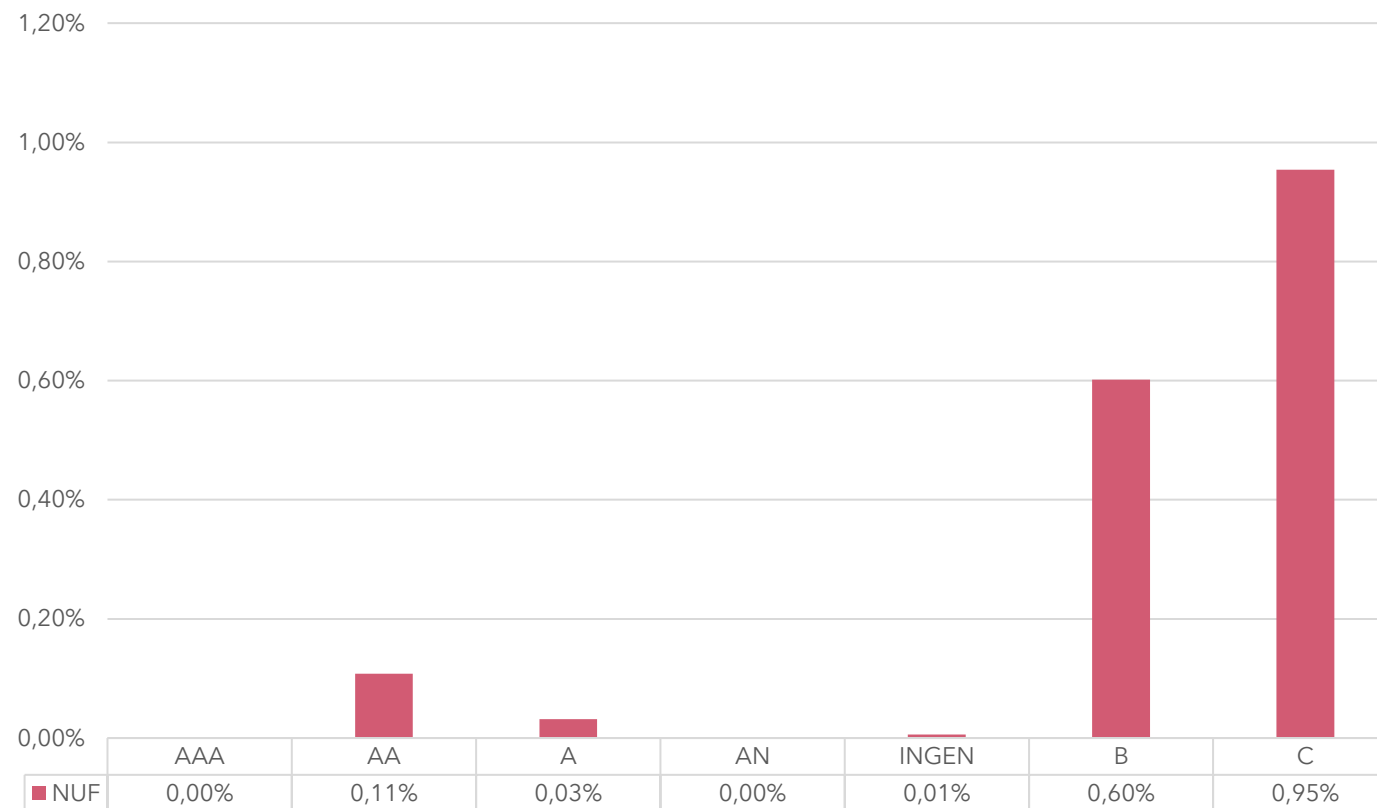
Statistics based on number of active Ltd companies that turned in to bankruptcy proceedings during the period 221001-230930 divided from rating 1 Year before date of bankruptcy.





RISK OF BANKRUPTCY FOR NORWEGIAN REGISTERED FOREIGN COMPANY (NUF) WITHIN 1 YEAR

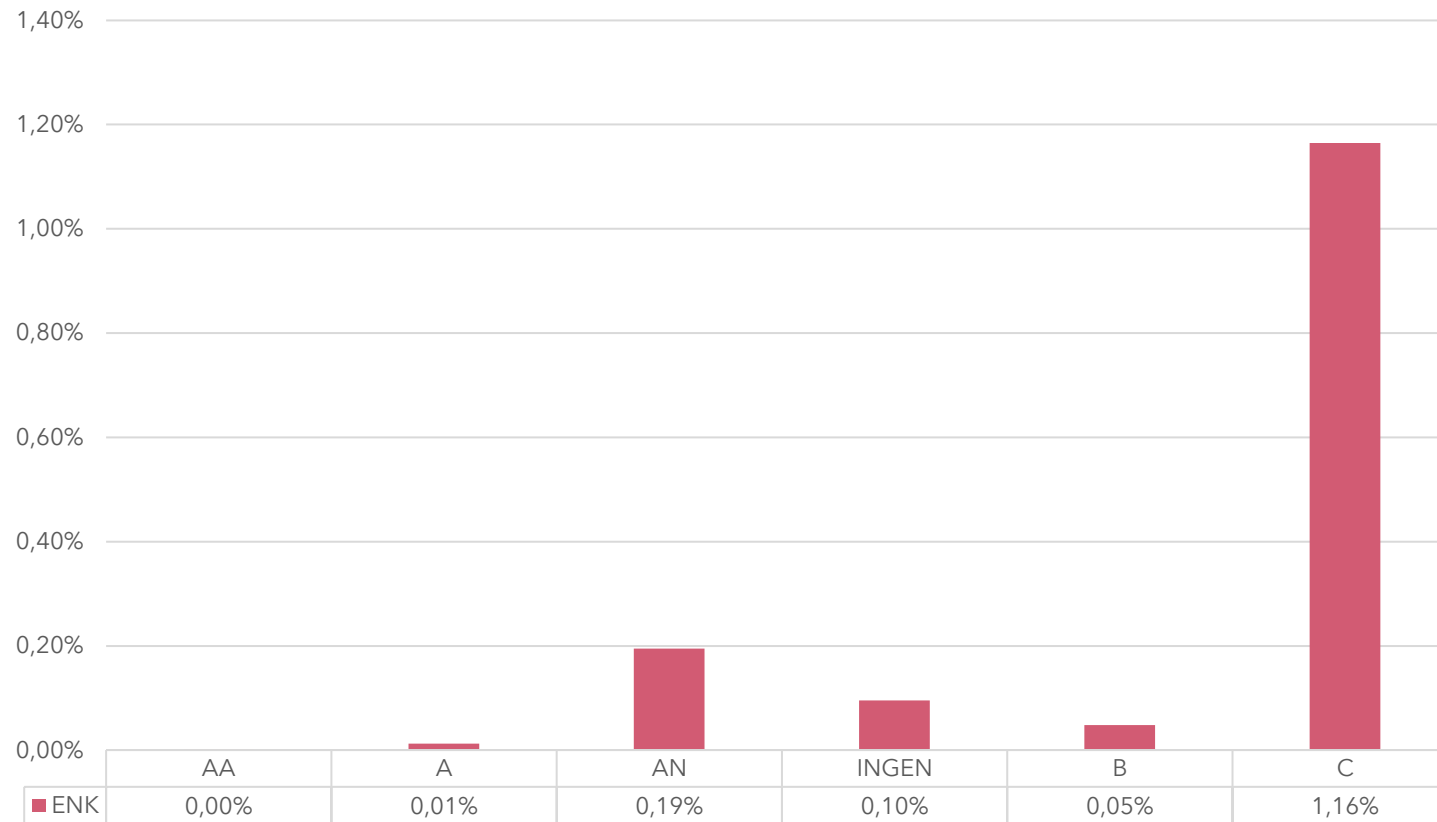
Statistics based on number of active NUF that turned in to bankruptcy proceedings during the period 221001-230930 divided from rating 1 Year before date of bankruptcy.





RISK OF BANKRUPTCY FOR SOLE PROPRIETORS (ENK) WITHIN 1 YEAR

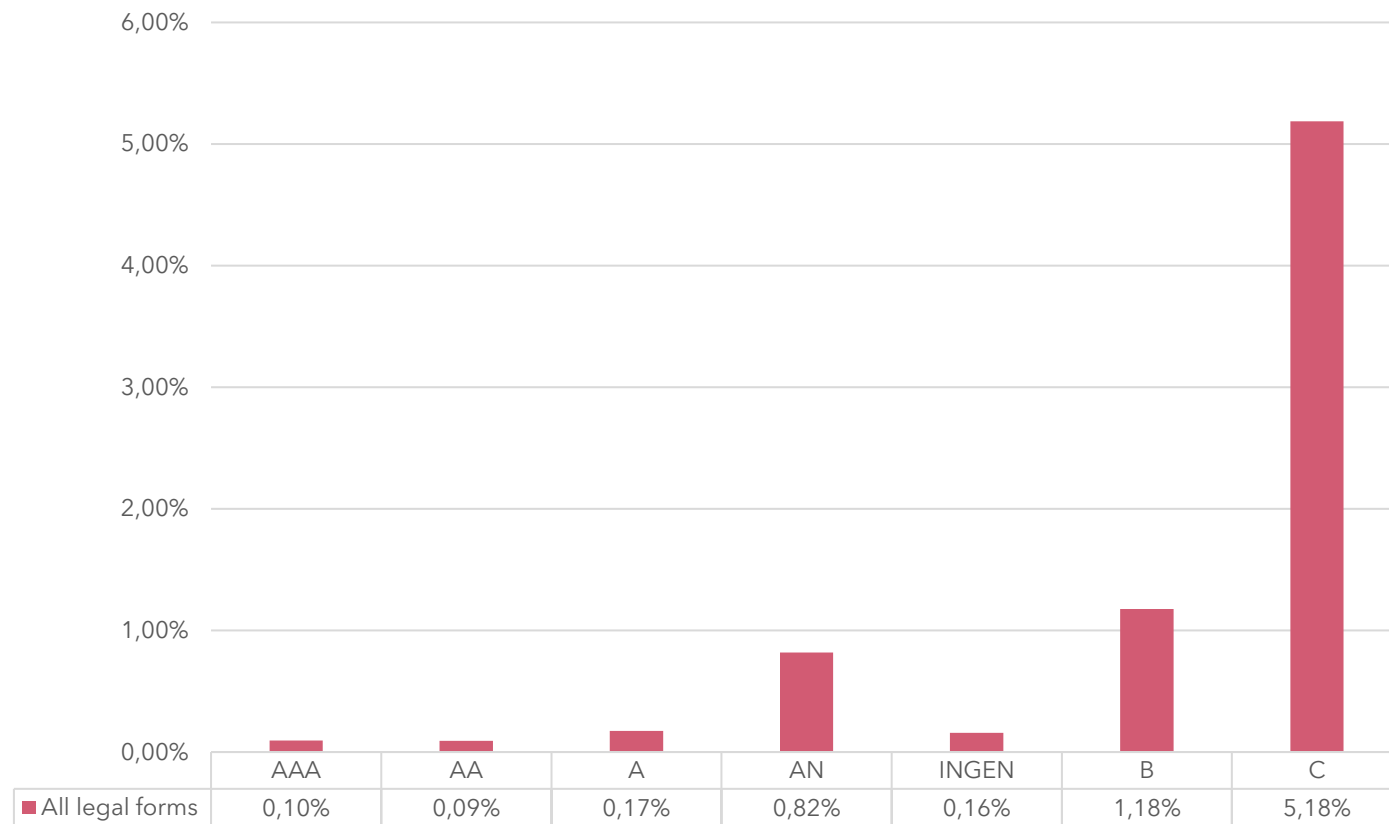
Statistics based on number of active ENK that turned in to bankruptcy proceedings during the period 221001-230930 divided from rating 1 Year before date of bankruptcy.





RISK OF BANKRUPTCY FOR ALL LEGAL FORMS WITHIN 1 YEAR

Statistics based on number of active companies that turned in to bankruptcy proceedings during the period 221001-230930 divided from rating 1 Year before date of bankruptcy.





RATING DISTRIBUTION

Norway 2023-09-30

Rating	LTD		NUF		Partnership		Sole Proprietors		Total	
	Number of	Share %	Number of	Share %	Number of	Share %	Number of	Share %	Number of	Share %
AAA	34 181	8,7%	279	1,1%	141	1,7%	0	0,0%	34 601	4,1%
AA	89 095	22,6%	577	2,2%	879	10,8%	141 395	33,9%	231 946	27,4%
A	146 322	37,1%	1 253	4,8%	407	5,0%	211 252	50,7%	359 234	42,5%
AN	24 133	6,1%	3 154	12,1%	343	4,2%	1 728	0,4%	29 358	3,5%
B	6 986	1,8%	18 034	69,4%	5 980	73,4%	7 839	1,9%	38 839	4,6%
C	73 796	18,7%	818	3,1%	240	2,9%	22 195	5,3%	97 049	11,5%
NO RATING	19 440	4,9%	1 867	7,2%	155	1,9%	32 571	7,8%	54 033	6,4%
Total	393 953	100%	25 982	100%	8 145	100%	416 980	100%	845 060	100%

dun & bradstreet