

Nordic rating statistics

Q2 2023

FRS Analytics

dun & bradstreet

Nordic rating statistics

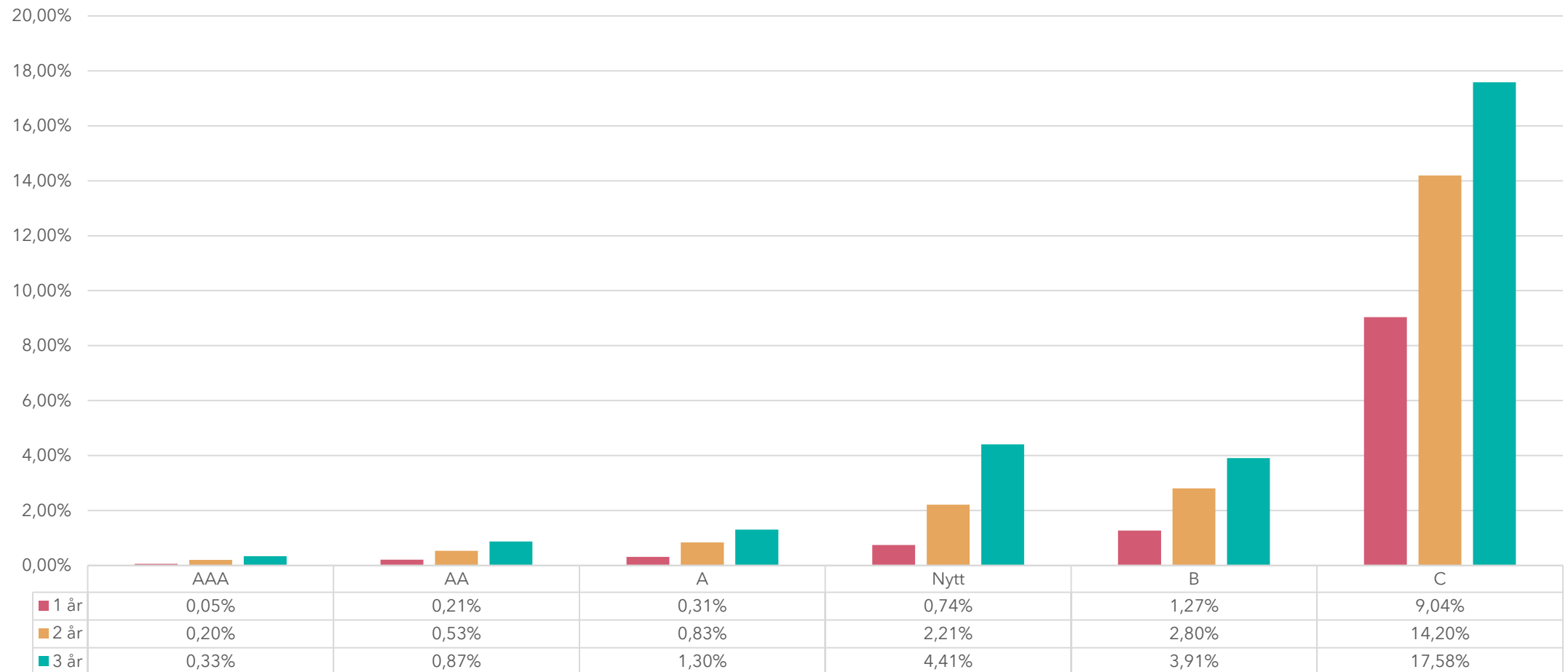
Sweden





RISK OF BANKRUPTCY FOR LTD-COMPANIES WITHIN 1, 2 OR 3 YEARS

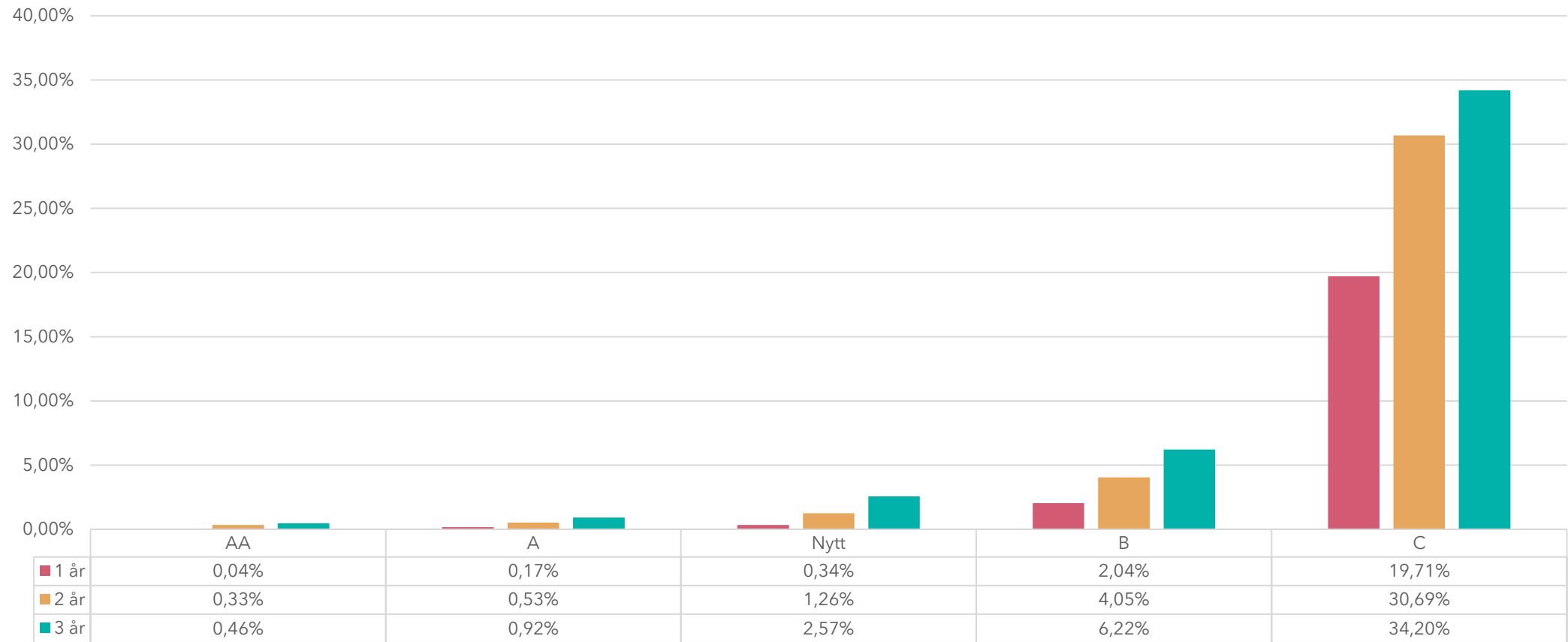
Statistics based on number of active Ltd companies that turned in to bankruptcy proceedings during the period 200401-230630 divided from rating 1, 2 or 3 Years before date of bankruptcy.





RISK OF BUSINESS FAILURE FOR PARTNERSHIPS WITHIN 1, 2 OR 3 YEARS

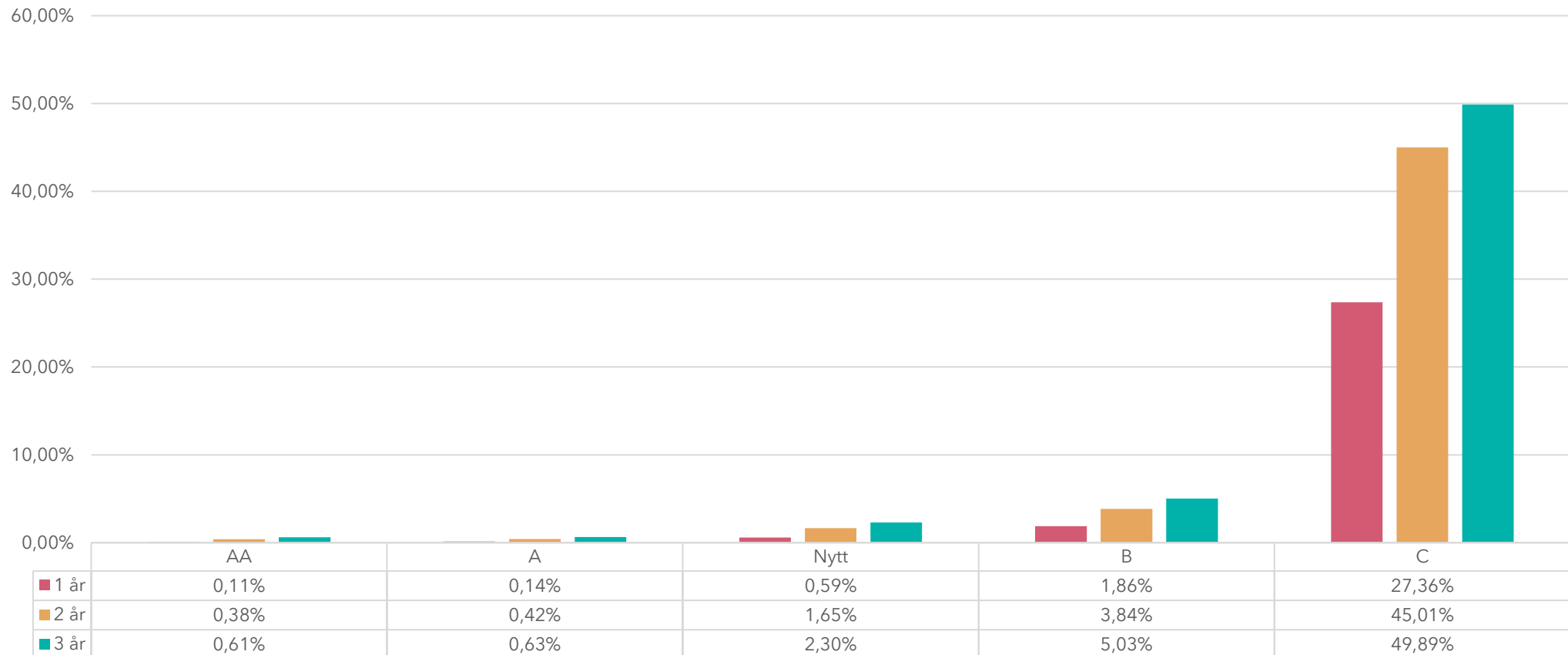
Statistics based on number of active Partnerships that turned in to bankruptcy proceedings, distraint or liquidation during the period 200401-230630 divided from rating 1, 2 or 3 Years before date of bankruptcy.





RISK OF BUSINESS FAILURE FOR SOLE PROPRIETORS WITHIN 1, 2 OR 3 YEARS

Statistics based on number of active Sole proprietors that turned in to bankruptcy proceedings, distraint or liquidation during the period 200401-230630 divided from rating 1, 2 or 3 Years before date of bankruptcy.





RATING DISTRIBUTION

Sweden 2023-06-30

Rating	Sole proprietors		Trade companies		Ltd		Total	
	Number of	Share %	Number of	Share %	Number of	Share %	Number of	Share %
AAA					47 675	7,0%	47 675	3,3%
AA	90 746	15,9%	15 159	44,0%	130 075	18,4%	235 981	18,0%
A	370 098	64,9%	12 662	36,8%	296 840	42,8%	679 599	53,2%
NEW	57 559	10,1%	1 694	4,9%	54 039	7,7%	113 291	9,1%
B	35 016	6,1%	2 634	7,7%	99 016	15,0%	136 667	10,4%
C	16 527	2,9%	1 527	4,4%	42 297	6,8%	60 351	5,0%
-	6	0,0%	742	2,2%	13 383	2,3%	14 131	1,1%
Total	569 952	100,0%	34 419	100,0%	683 925	100,0%	1 288 296	100,0%

dun & bradstreet

Nordic rating statistics

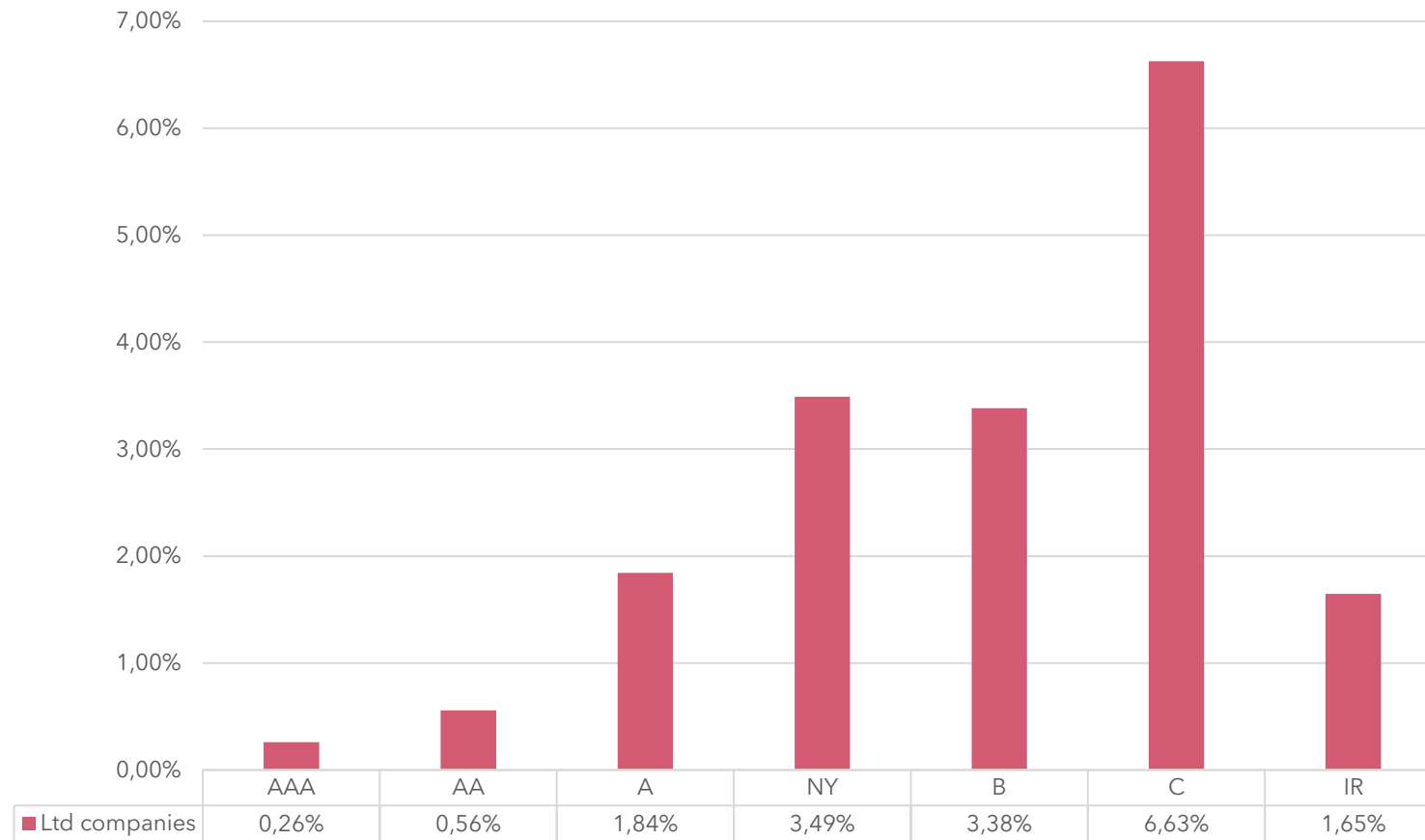
Denmark





RISK OF BANKRUPTCY FOR LTD-COMPANIES WITHIN 1 YEAR

Statistics based on number of active Ltd companies that turned into bankruptcy proceedings during the period 220401-230630 divided from rating 1 Year before date of bankruptcy.





RATING DISTRIBUTION

Denmark 2023-06-30

Rating	Sole proprietors		Trade companies		Ltd		Other		Total	
	Number of	Share %	Number of	Share %	Number of	Share %	Number of	Share %	Number of	Share %
AAA	0	0,0%	206	0,8%	28 087	7,0%	40	0,2%	28 333	3,9%
AA	98 942	34,5%	925	3,6%	80 175	20,1%	114	0,6%	180 156	24,7%
A	108 931	38,0%	1 077	4,2%	109 614	27,4%	194	1,1%	219 816	30,1%
NY	0	0,0%	0	0,0%	44 884	11,2%	75	0,4%	44 959	6,2%
B	27 108	9,4%	204	0,8%	14 282	3,6%	22	0,1%	41 616	5,7%
C	30 306	10,6%	256	1,0%	35 335	8,8%	17	0,1%	65 914	9,0%
IR	21 607	7,5%	23 283	89,7%	87 442	21,9%	17 597	97,4%	149 929	20,5%
Total	286 894	100%	25 951	100%	399 819	100%	18 059	100%	730 723	100%

dun & bradstreet

Nordic rating statistics

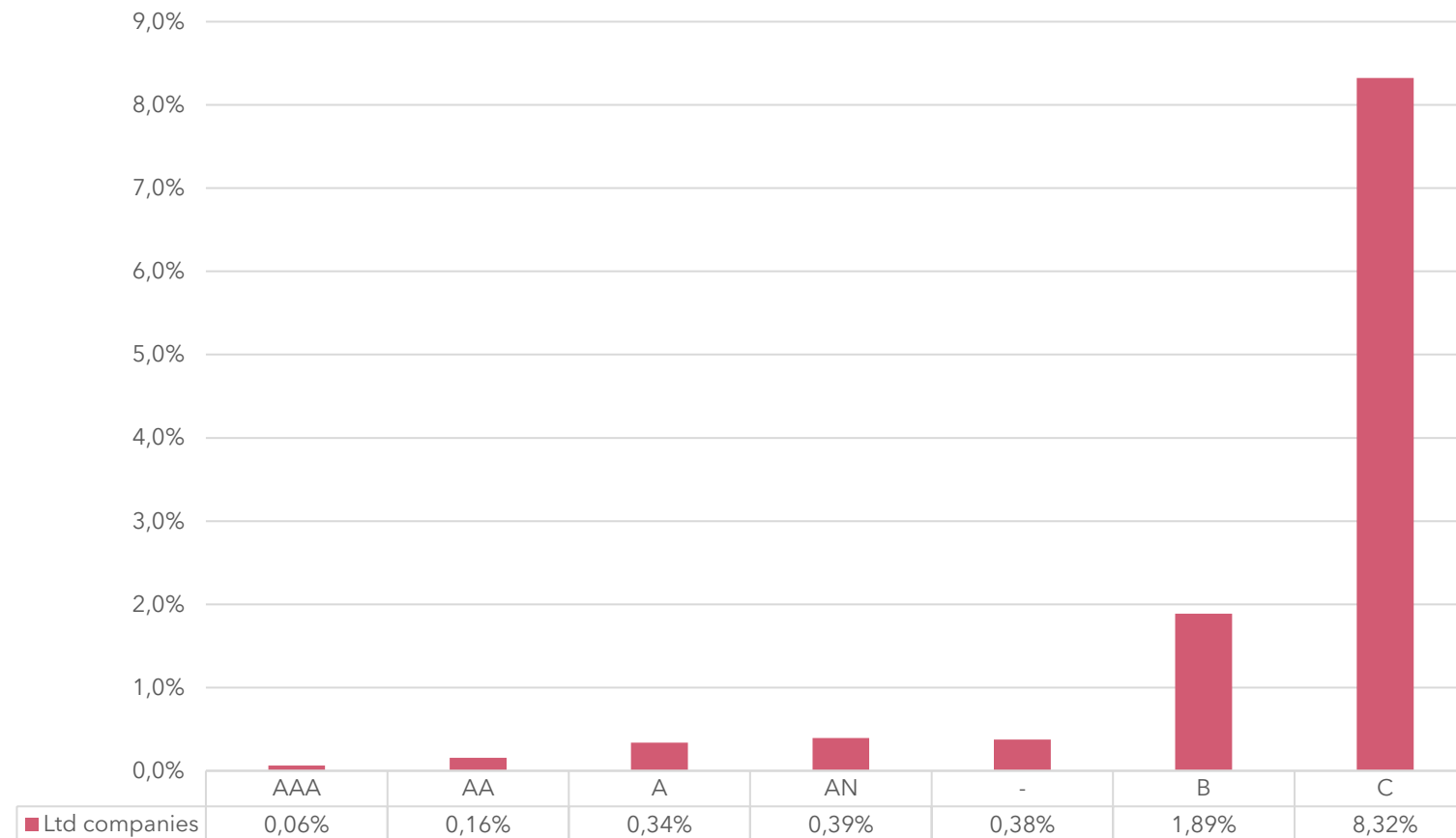
Finland





RISK OF BANKRUPTCY FOR LTD-COMPANIES WITHIN 1 YEAR

Statistics based on number of active Ltd companies that turned in to bankruptcy proceedings during the period 220401-230630 divided from rating 1 Year before date of bankruptcy.





RATING DISTRIBUTION FOR LTD COMPANIES IN FINLAND 2023-06-30

	Ltd companies		
Rating	Number	Share %	Risk %
AAA	20 002	9,47%	0,06%
AA	63 206	29,91%	0,16%
A	68 199	32,27%	0,34%
AN	21 085	9,98%	0,39%
-	8 471	4,01%	0,38%
B	19 555	9,25%	1,89%
C	10 792	5,11%	8,32%
SUM	211 310	100,00%	

dun & bradstreet

Nordic rating statistics

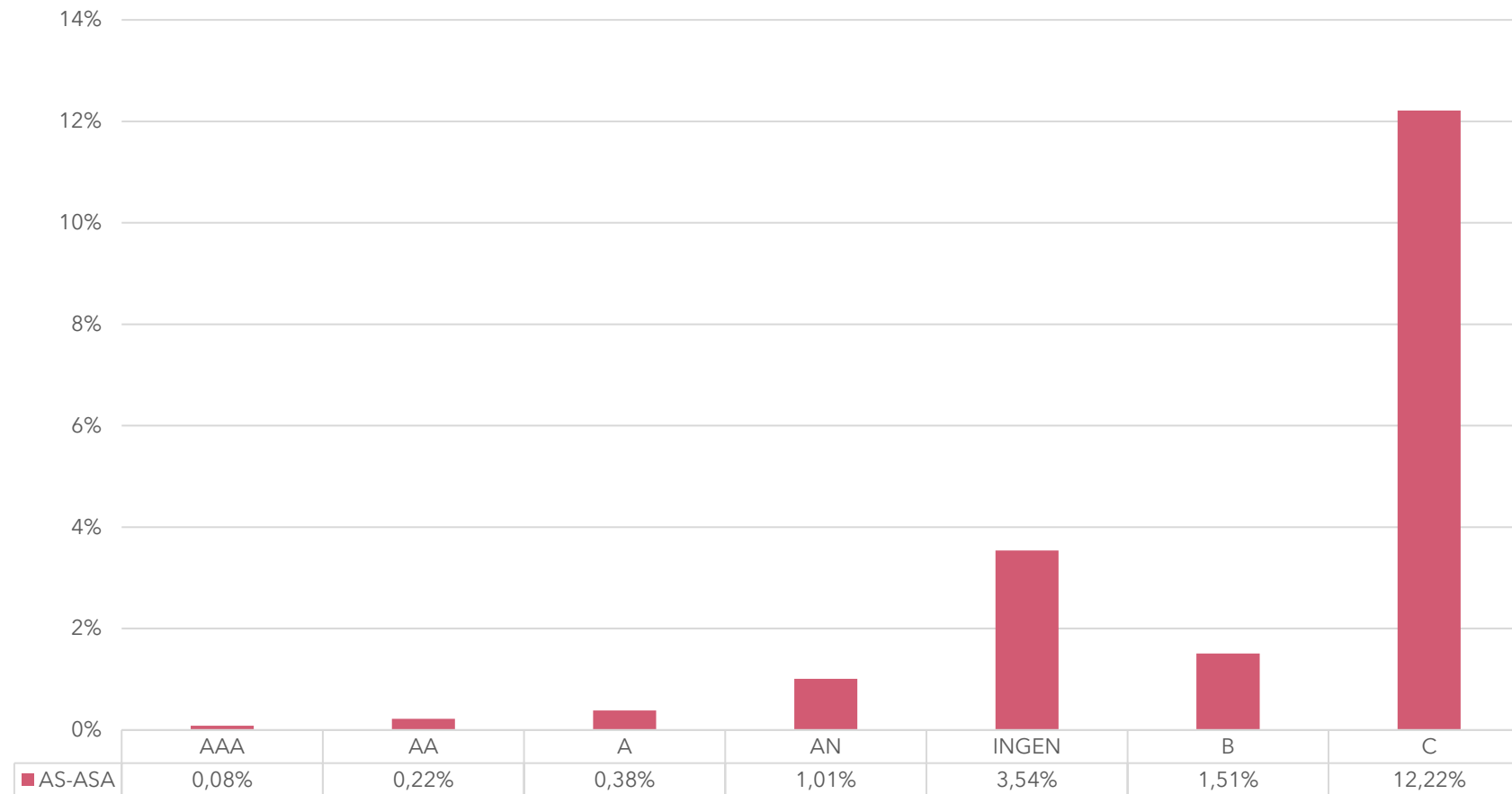
Norway





RISK OF BANKRUPTCY FOR LTD-COMPANIES WITHIN 1 YEAR

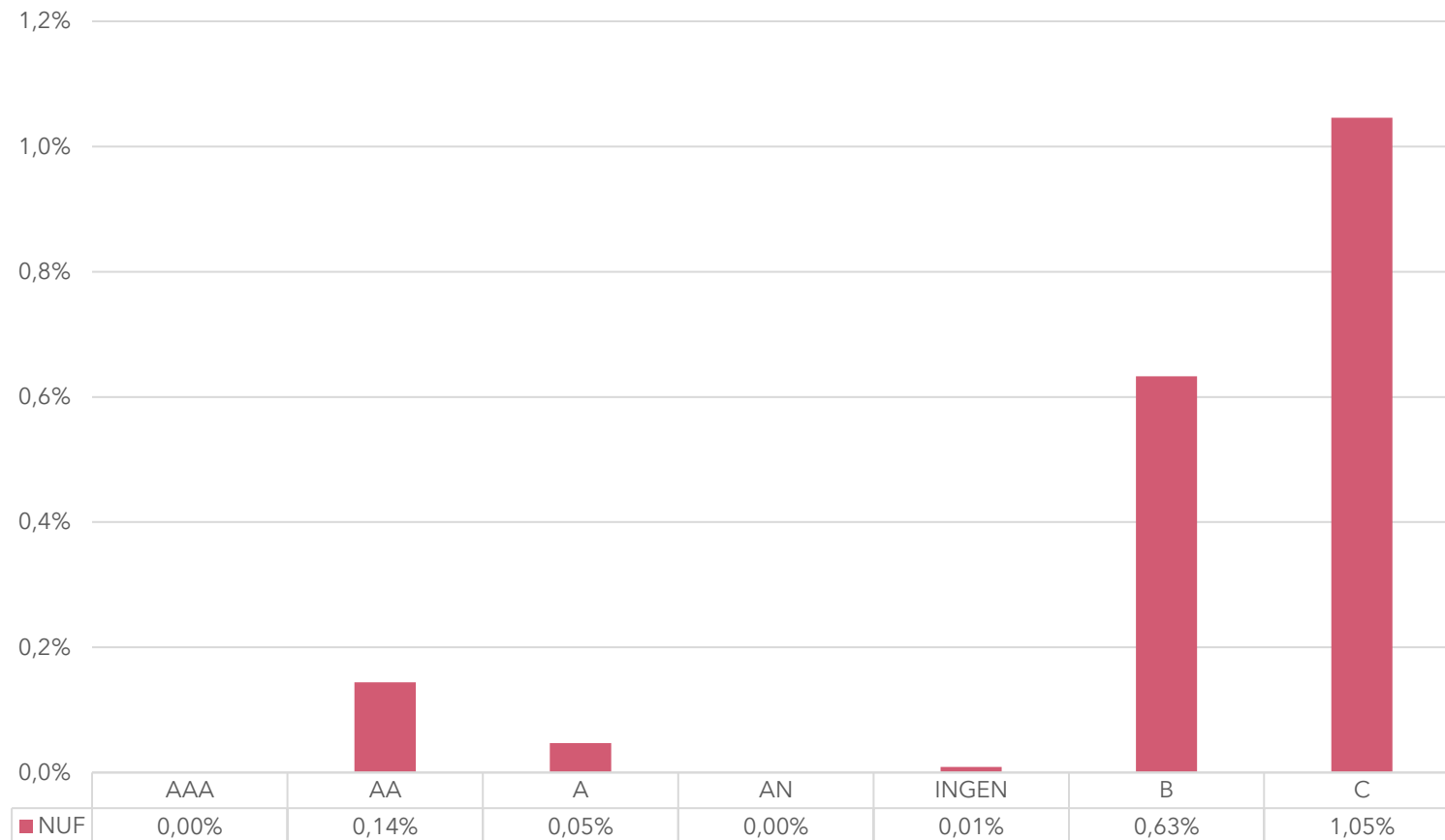
Statistics based on number of active Ltd companies that turned in to bankruptcy proceedings during the period 220401-230630 divided from rating 1 Year before date of bankruptcy.





RISK OF BANKRUPTCY FOR NORWEGIAN REGISTERED FOREIGN COMPANY (NUF) WITHIN 1 YEAR

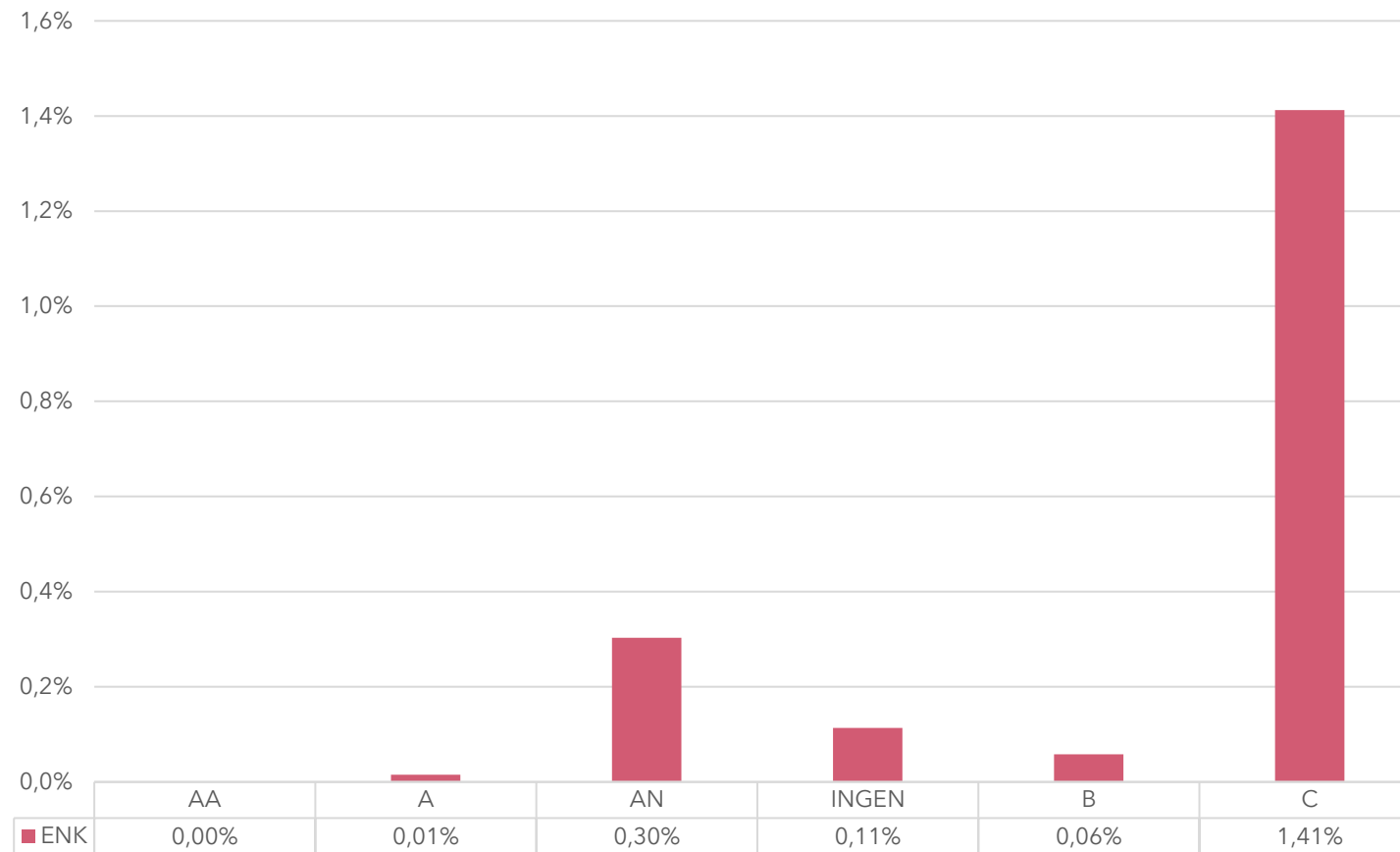
Statistics based on number of active NUF that turned in to bankruptcy proceedings during the period 220401-230630 divided from rating 1 Year before date of bankruptcy.





RISK OF BANKRUPTCY FOR SOLE PROPRIETORS (ENK) WITHIN 1 YEAR

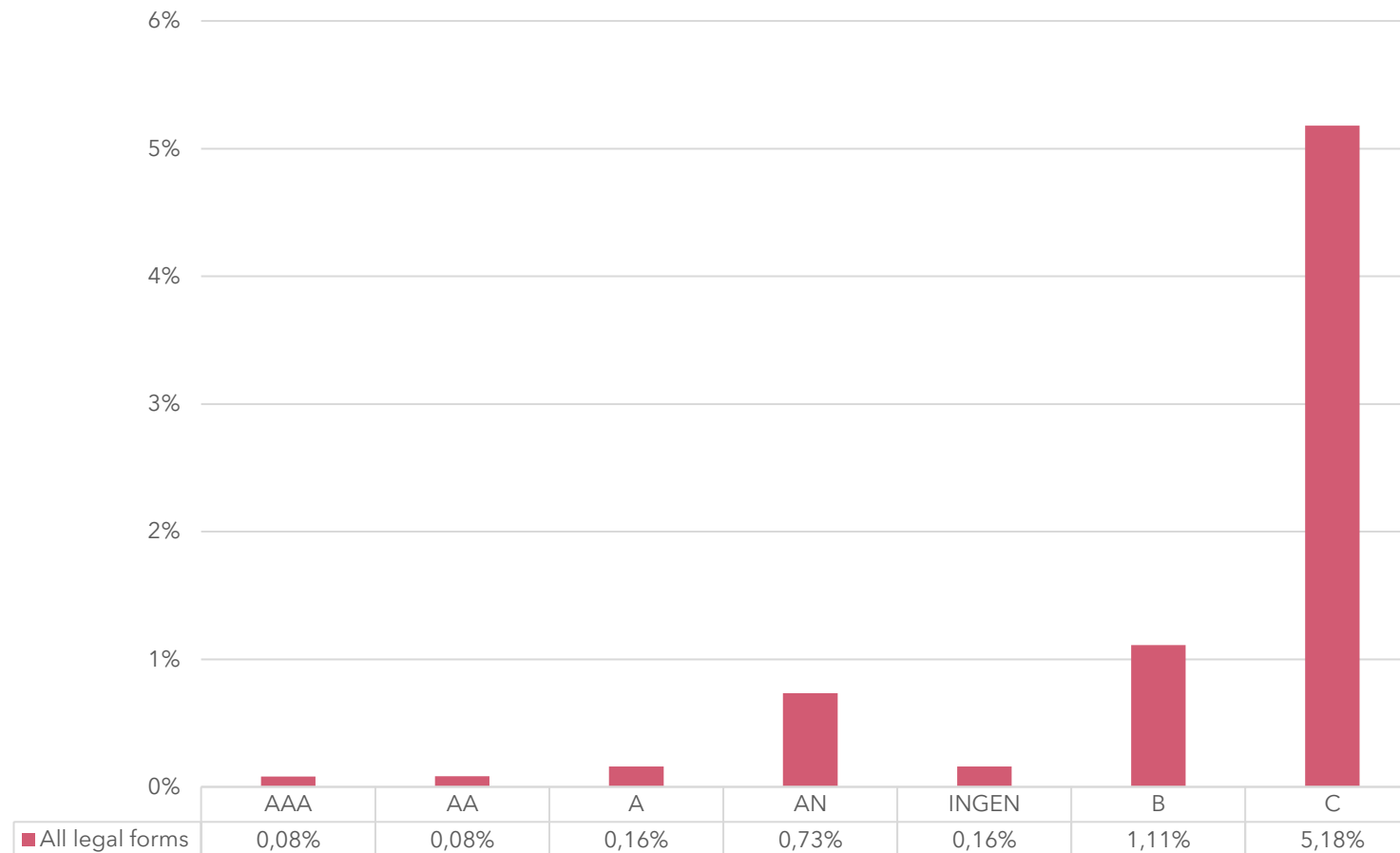
Statistics based on number of active ENK that turned in to bankruptcy proceedings during the period 220401-230630 divided from rating 1 Year before date of bankruptcy.





RISK OF BANKRUPTCY FOR ALL LEGAL FORMS WITHIN 1 YEAR

Statistics based on number of active companies that turned in to bankruptcy proceedings during the period 220401-230630 divided from rating 1 Year before date of bankruptcy.





RATING DISTRIBUTION

Norway 2023-06-30

Rating	LTD		NUF		Partnership		Sole Proprietors		Total	
	Number of	Share %	Number of	Share %	Number of	Share %	Number of	Share %	Number of	Share %
AAA	36 205	9,3%	283	1,1%	165	2,0%	0	0,0%	36 653	4,4%
AA	87 727	22,5%	533	2,1%	863	10,6%	138 818	33,8%	227 941	27,3%
A	140 969	36,1%	1 208	4,7%	372	4,6%	209 381	50,9%	351 930	42,1%
AN	30 870	7,9%	3 235	12,5%	338	4,2%	1 822	0,4%	36 265	4,3%
B	5 746	1,5%	17 667	68,1%	6 053	74,4%	7 876	1,9%	37 342	4,5%
C	70 201	18,0%	781	3,0%	211	2,6%	21 669	5,3%	92 862	11,1%
NO RATING	18 750	4,8%	2 229	8,6%	138	1,7%	31 579	7,7%	52 696	6,3%
Total	390 468	100%	25 936	100%	8 140	100%	411 145	100%	835 689	100%

dun & bradstreet