

Nordic rating statistics

Q1 2023

FRS Analytics

dun & bradstreet

Nordic rating statistics

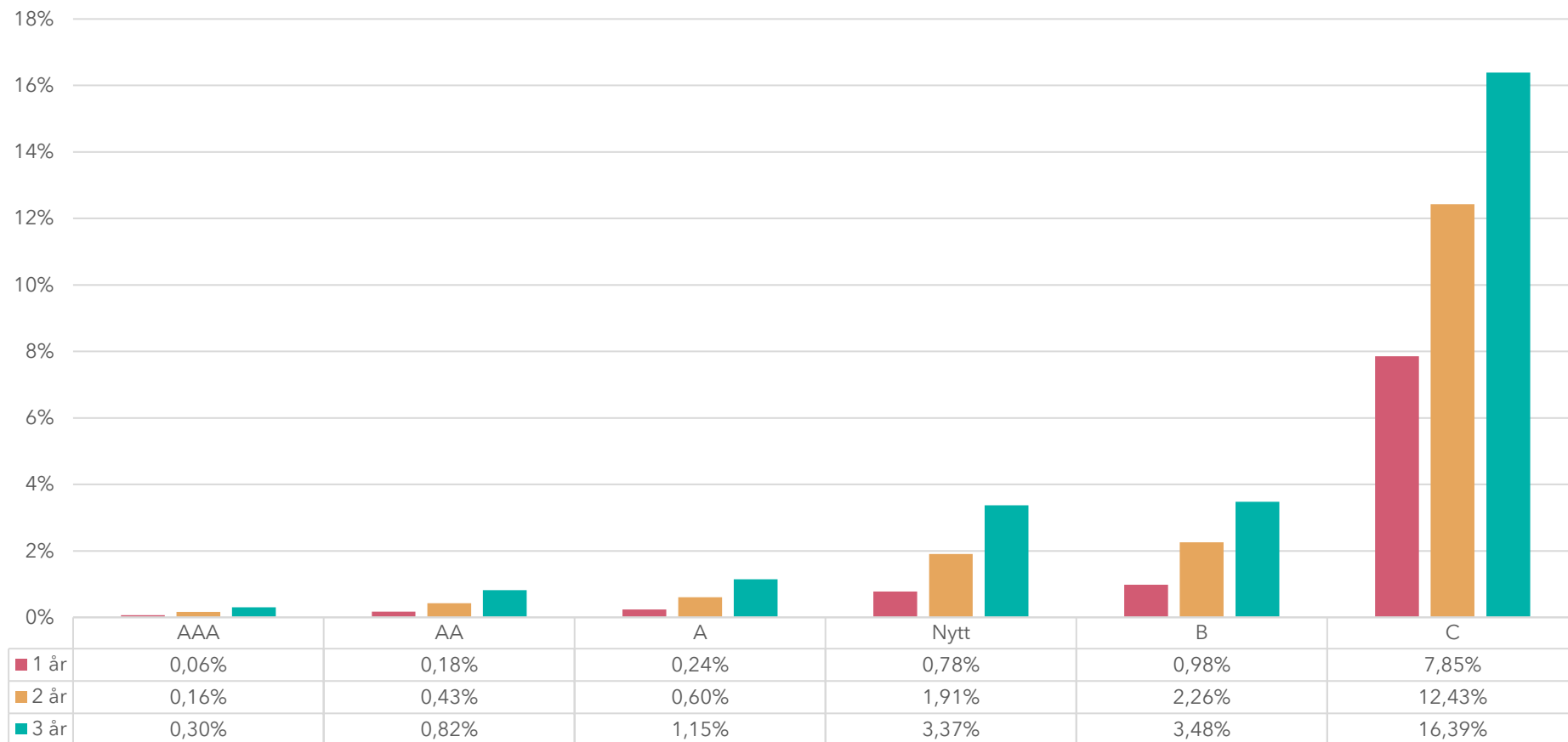
Sweden





RISK OF BANKRUPTCY FOR LTD-COMPANIES WITHIN 1, 2 OR 3 YEARS

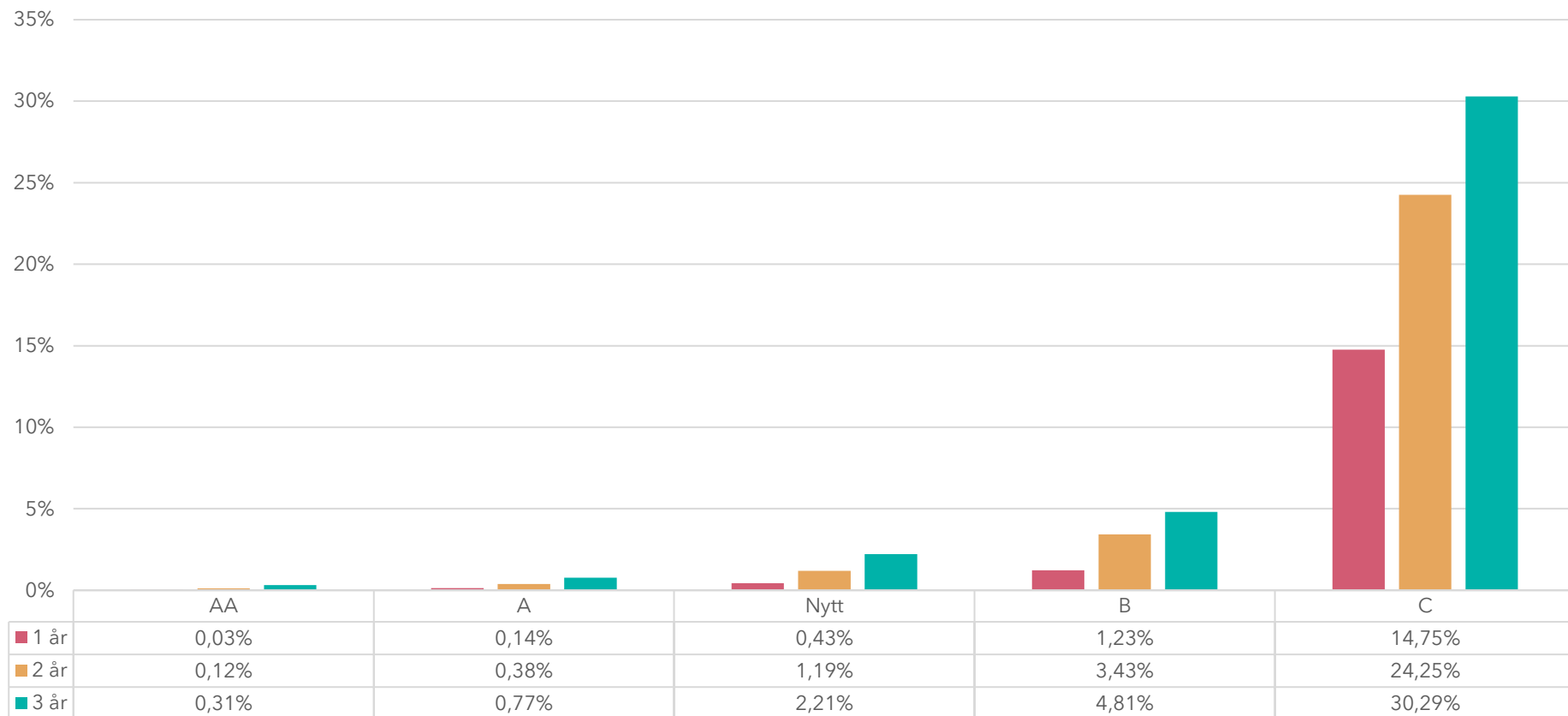
Statistics based on number of active Ltd companies that turned in to bankruptcy proceedings during the period 200101-230331 divided from rating 1, 2 or 3 Years before date of bankruptcy.





RISK OF BUSINESS FAILURE FOR PARTNERSHIPS WITHIN 1, 2 OR 3 YEARS

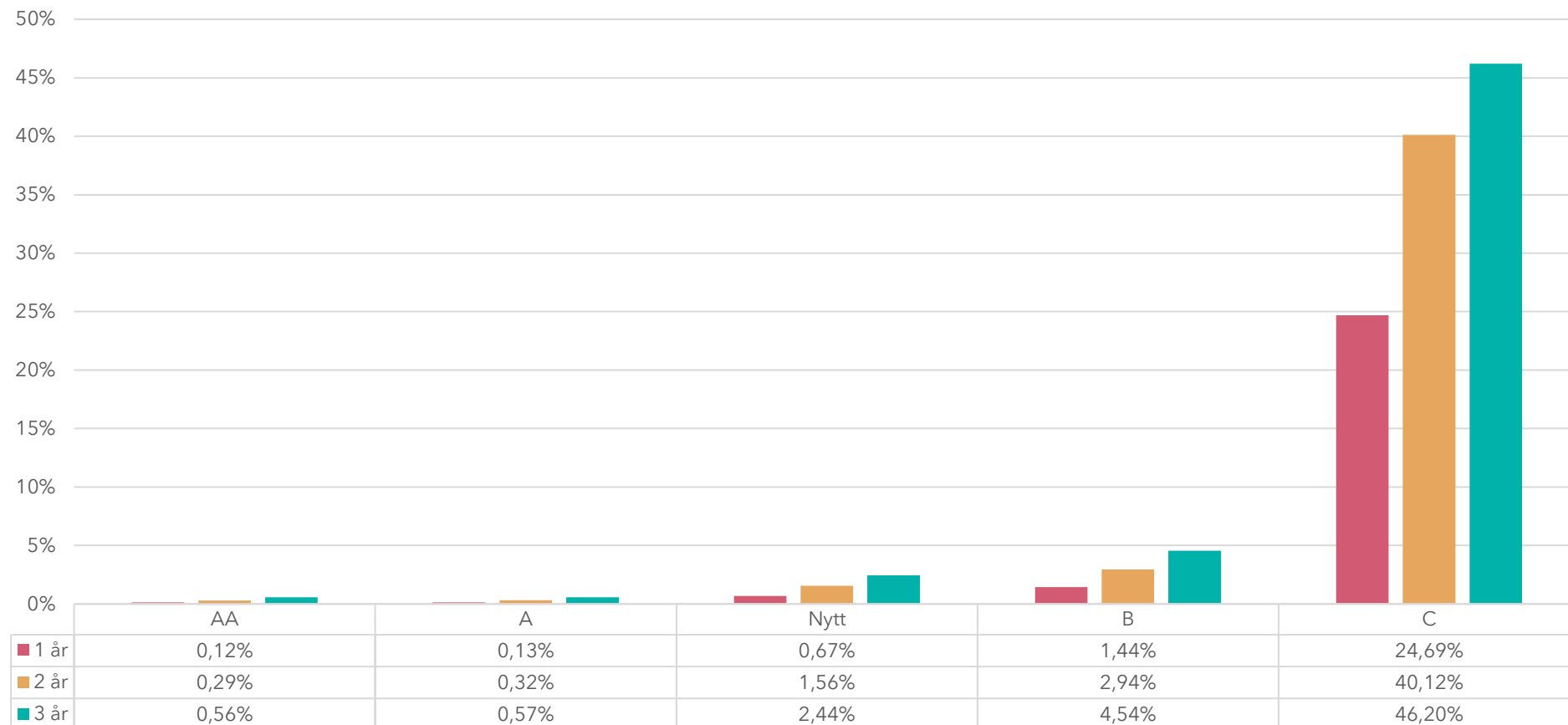
Statistics based on number of active Partnerships that turned in to bankruptcy proceedings, distraint or liquidation during the period 200101-230331 divided from rating 1, 2 or 3 Years before date of bankruptcy.





RISK OF BUSINESS FAILURE FOR SOLE PROPRIETORS WITHIN 1, 2 OR 3 YEARS

Statistics based on number of active Sole proprietors that turned in to bankruptcy proceedings, distraint or liquidation during the period 200101-230331 divided from rating 1, 2 or 3 Years before date of bankruptcy.





RATING DISTRIBUTION

Sweden 2023-03-31

Rating	Sole proprietors		Trade companies		Ltd		Total	
	Number of	Share %	Number of	Share %	Number of	Share %	Number of	Share %
AAA	0	0,0%	0	0,0%	47 703	7,1%	47 703	3,7%
AA	92 471	16,1%	15 939	46,1%	128 533	19,0%	236 943	18,4%
A	373 028	64,8%	12 022	34,8%	293 320	43,4%	678 370	52,7%
NEW	57 837	10,0%	1 602	4,6%	53 398	7,9%	112 837	8,8%
B	35 673	6,2%	2 748	7,9%	97 842	14,5%	136 263	10,6%
C	16 694	2,9%	1 535	4,4%	41 795	6,2%	60 024	4,7%
-	6	0,0%	746	2,2%	13 224	2,0%	13 976	1,1%
Total	575 709	100,0%	34 592	100,0%	675 815	100,0%	1 286 116	100,0%

dun & bradstreet

Nordic rating statistics

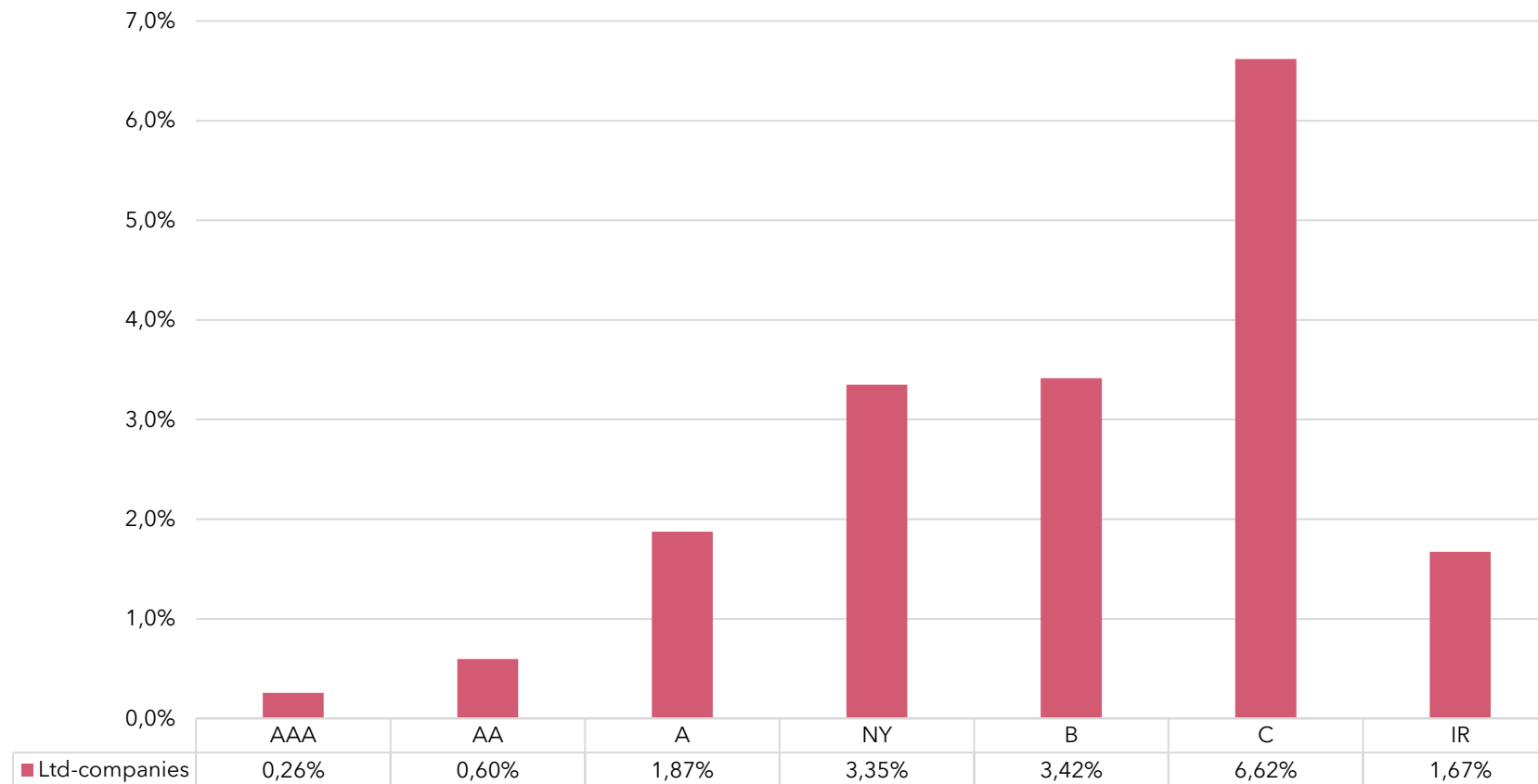
Denmark





RISK OF BANKRUPTCY FOR LTD-COMPANIES WITHIN 1 YEAR

Statistics based on number of active Ltd companies that turned into bankruptcy proceedings during the period 220301-230331 divided from rating 1 Year before date of bankruptcy.





RATING DISTRIBUTION

Denmark 2023-03-31

Rating	Sole proprietors		Trade companies		Ltd		Other		Total	
	Number of	Share %	Number of	Share %	Number of	Share %	Number of	Share %	Number of	Share %
AAA	0	0,0%	201	0,8%	29 454	7,4%	68	0,4%	29 723	4,1%
AA	98 689	34,3%	909	3,5%	83 387	21,0%	193	1,0%	183 178	25,1%
A	109 157	37,9%	1 053	4,0%	99 181	25,0%	98	0,5%	209 489	28,7%
NY	0	0,0%	0	0,0%	50 173	12,6%	73	0,4%	50 246	6,9%
B	27 284	9,5%	209	0,8%	13 749	3,5%	16	0,1%	41 258	5,7%
C	31 078	10,8%	256	1,0%	33 646	8,5%	12	0,1%	64 992	8,9%
IR	21 442	7,5%	23 385	89,9%	87 232	22,0%	18 039	97,5%	150 098	20,6%
Total	287 650	100%	26 013	100%	396 822	100%	18 499	100%	728 984	100%

dun & bradstreet

Nordic rating statistics

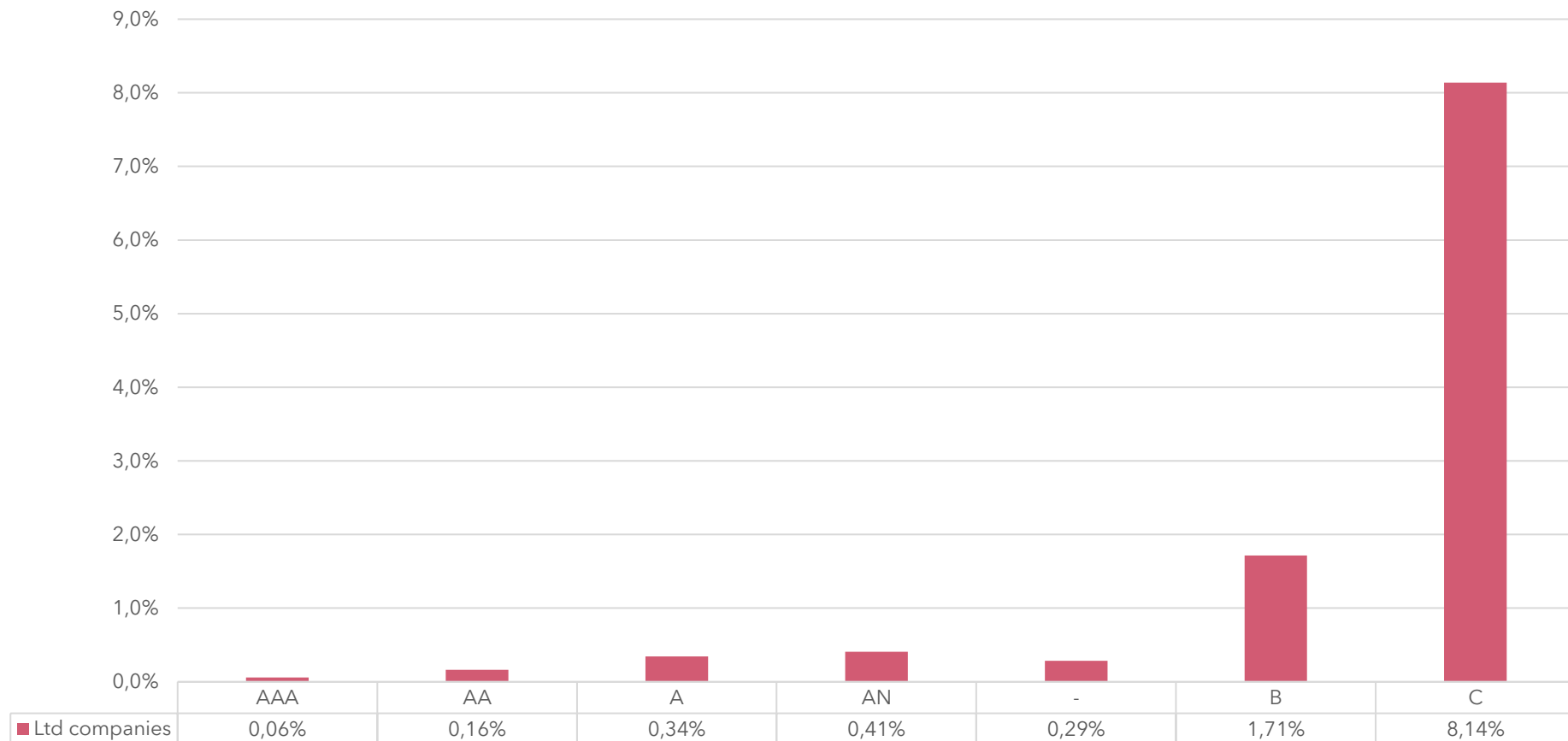
Finland





RISK OF BANKRUPTCY FOR LTD-COMPANIES WITHIN 1 YEAR

Statistics based on number of active Ltd companies that turned in to bankruptcy proceedings during the period 220301-230331 divided from rating 1 Year before date of bankruptcy.





RATING DISTRIBUTION FOR LTD COMPANIES IN FINLAND 2023-03-31

	Ltd companies		
Rating	Number of	Share %	Risk %
AAA	19 216	9,14%	0,06%
AA	61 745	29,38%	0,16%
A	68 290	32,49%	0,34%
AN	22 619	10,76%	0,41%
-	8 393	3,99%	0,29%
B	19 301	9,18%	1,71%
C	10 627	5,06%	8,14%
SUM	210 191	100,00%	

dun & bradstreet

Nordic rating statistics

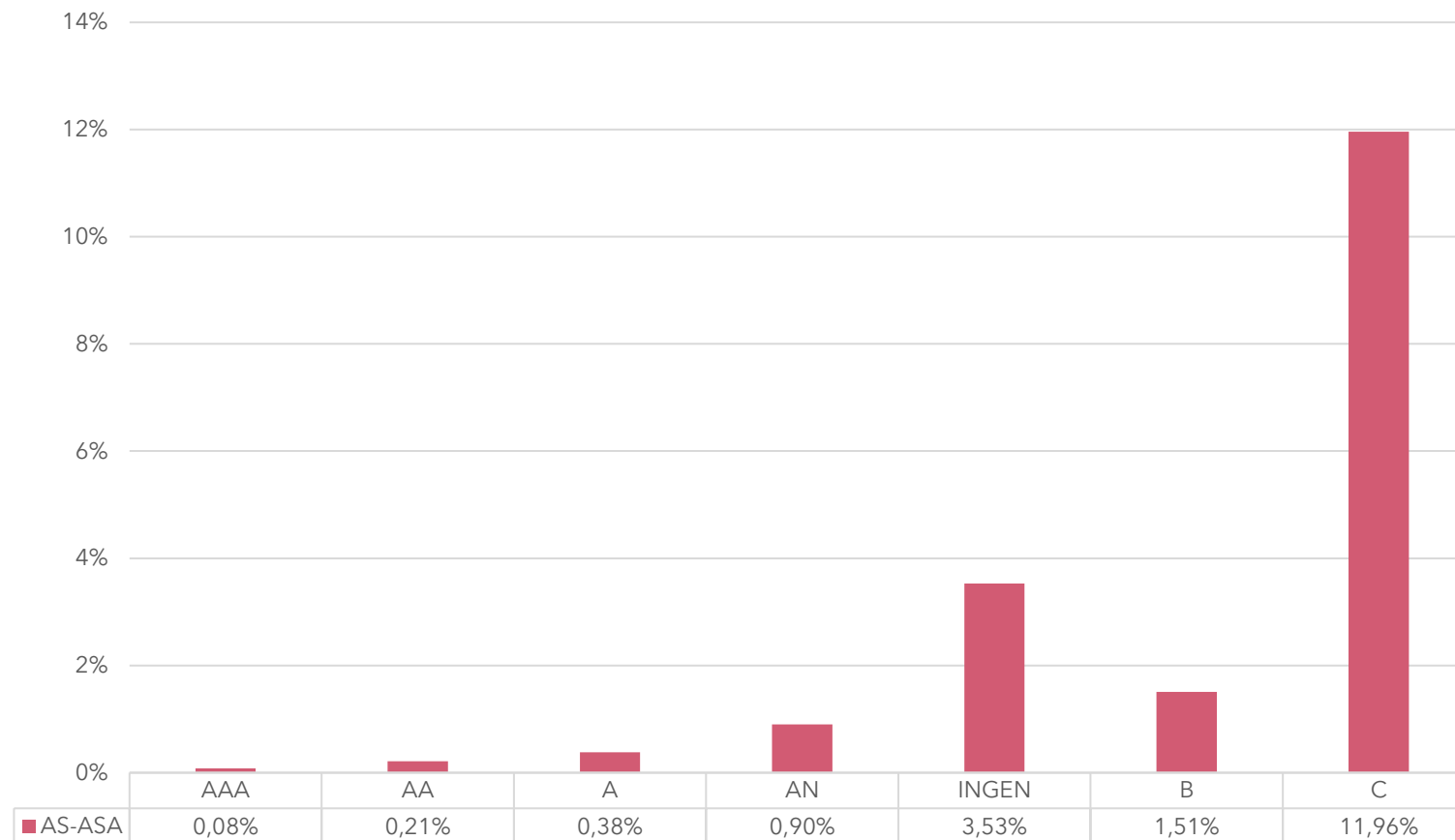
Norway





RISK OF BANKRUPTCY FOR LTD-COMPANIES WITHIN 1 YEAR

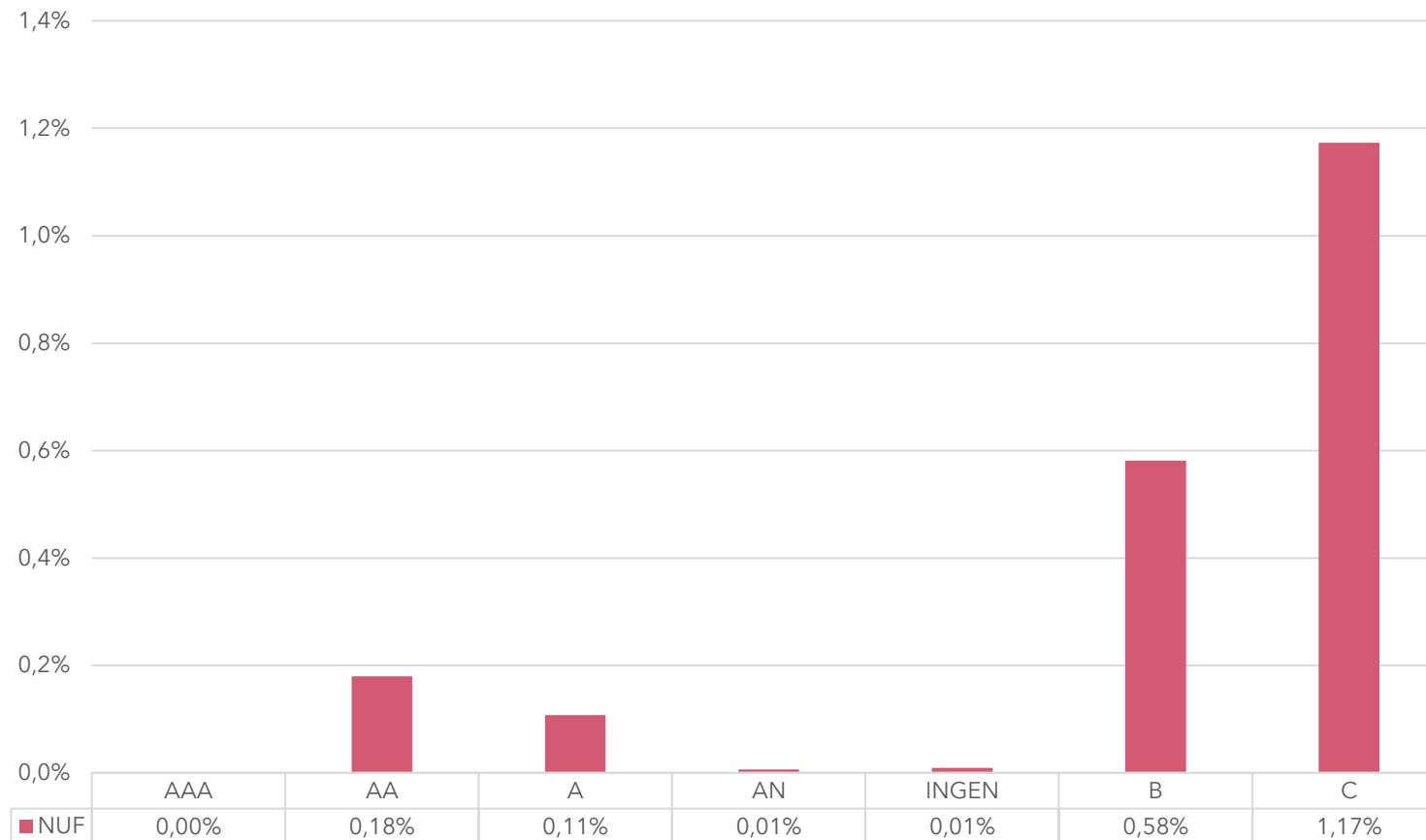
Statistics based on number of active Ltd companies that turned in to bankruptcy proceedings during the period 220301-230331 divided from rating 1 Year before date of bankruptcy.





RISK OF BANKRUPTCY FOR NORWEGIAN REGISTERED FOREIGN COMPANY (NUF) WITHIN 1 YEAR

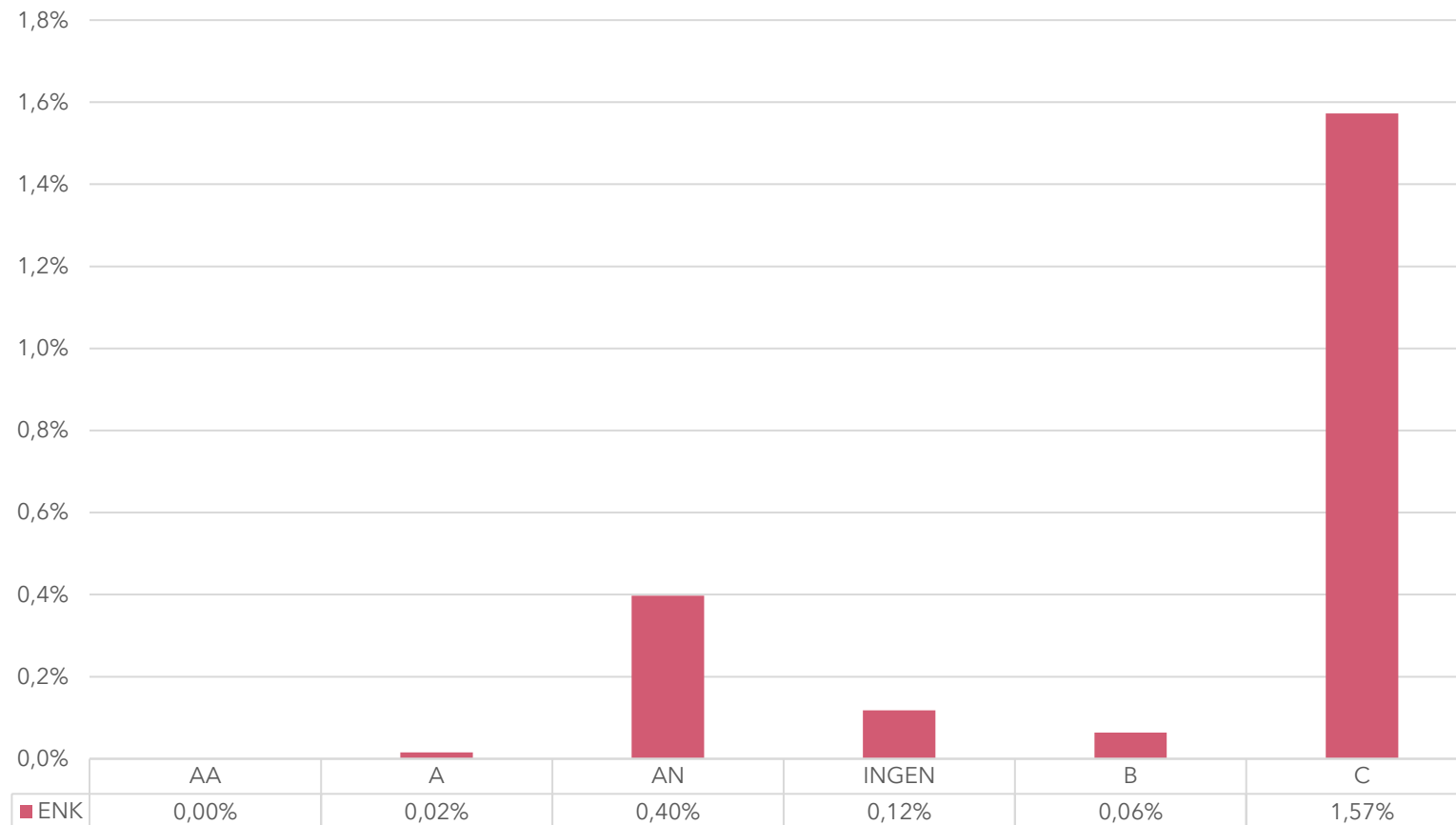
Statistics based on number of active NUF that turned in to bankruptcy proceedings during the period 220301-230331 divided from rating 1 Year before date of bankruptcy.





RISK OF BANKRUPTCY FOR SOLE PROPRIETORS (ENK) WITHIN 1 YEAR

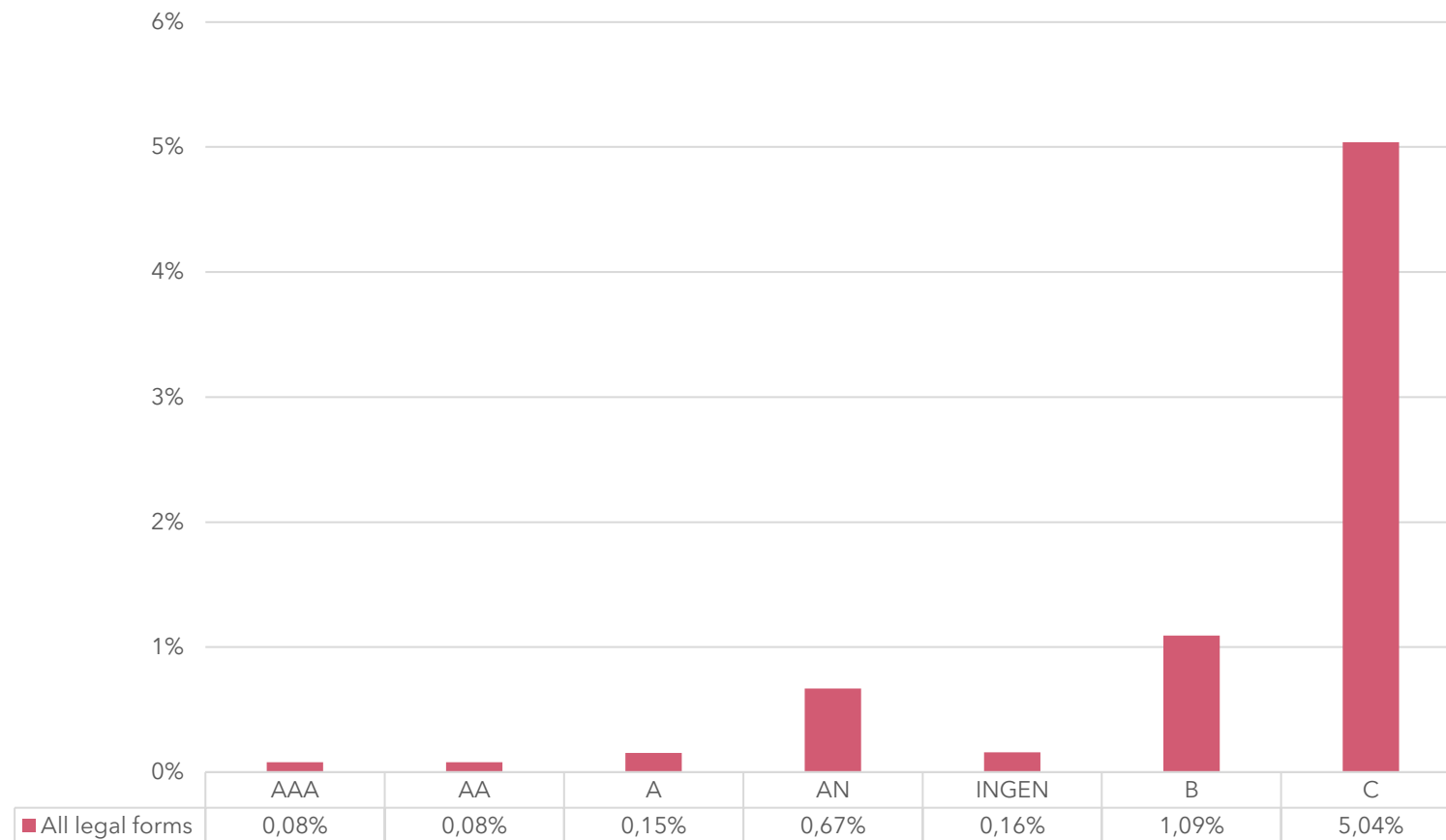
Statistics based on number of active ENK that turned in to bankruptcy proceedings during the period 220301-230331 divided from rating 1 Year before date of bankruptcy.





RISK OF BANKRUPTCY FOR ALL LEGAL FORMS WITHIN 1 YEAR

Statistics based on number of active companies that turned in to bankruptcy proceedings during the period 220301-230331 divided from rating 1 Year before date of bankruptcy.





RATING DISTRIBUTION

Norway 2023-03-31

Rating	LTD		NUF		Partnership		Sole Proprietors		Total	
	Number of	Share %	Number of	Share %	Number of	Share %	Number of	Share %	Number of	Share %
AAA	37 322	9,6%	281	1,1%	188	2,3%	0	0,0%	37 791	4,4%
AA	85 869	22,1%	538	2,1%	850	10,4%	145 064	32,9%	232 321	26,9%
A	135 483	34,9%	1 209	4,7%	332	4,1%	222 656	50,6%	359 680	41,7%
AN	37 877	9,8%	3 245	12,5%	350	4,3%	1 898	0,4%	43 370	5,0%
B	66 774	17,2%	786	3,0%	191	2,3%	25 888	5,9%	93 639	10,9%
C	18 608	4,8%	1 992	7,7%	124	1,5%	34 067	7,7%	54 791	6,4%
NO RATING	6 016	1,6%	17 903	69,0%	6 140	75,1%	10 842	2,5%	40 901	4,7%
Total	387 949	100%	25 954	100%	8 175	100%	440 415	100%	862 493	100%

dun & bradstreet