

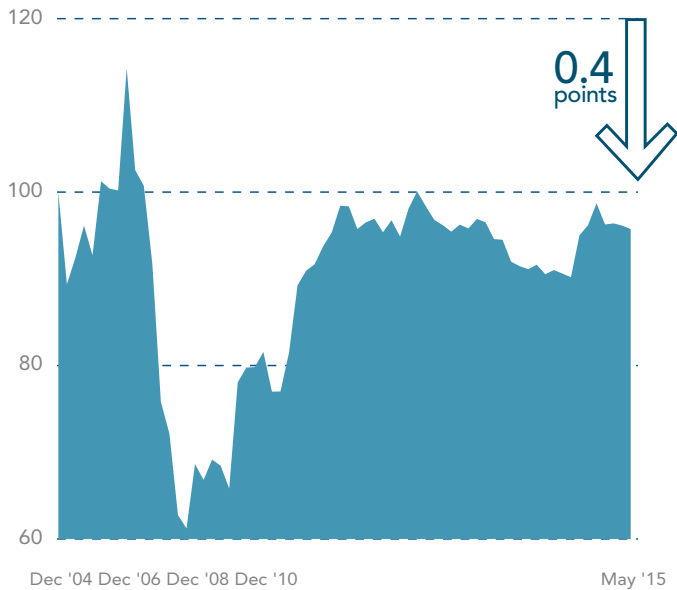
Dun & Bradstreet U.S. Economic Health Tracker

A multi-dimensional view of the U.S. Economy

JUNE 2015

WWW.DNB.COM/TRACKER

SMALL BUSINESS HEALTH INDEX

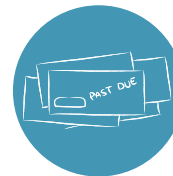


Source: D&B Global Data, Insights & Analytics



PAYMENT DELINQUENCY

↓ 10.5%



CREDIT CARD DELINQUENCY

↓ 2.7%

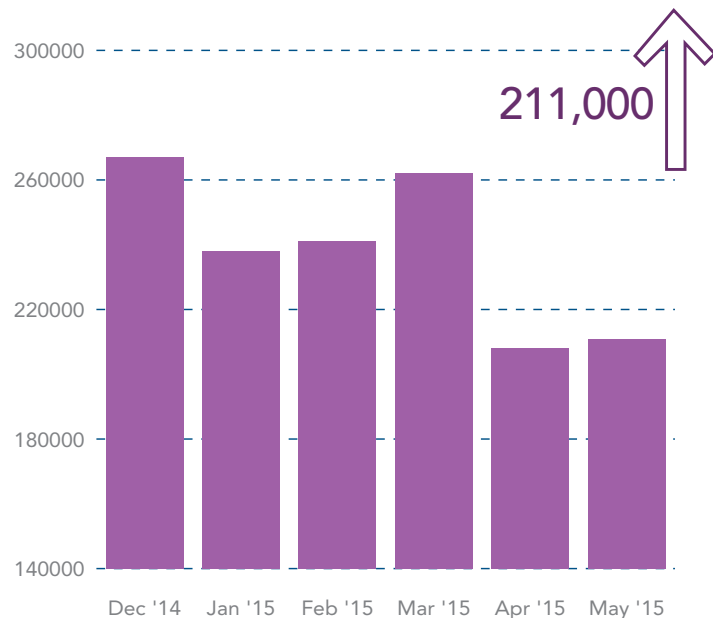


CREDIT CARD USE

↓ 4.1%

Dun & Bradstreet's Small Business Health Index inched down during the latest reporting period, signaling a slight slowdown in the small business sector. It remains above its year-ago level.

U.S. JOBS HEALTH



Source: D&B Global Data, Insights & Analytics



MANUFACTURING



RETAIL



REAL ESTATE



BUSINESS SERVICES



CONSTRUCTION

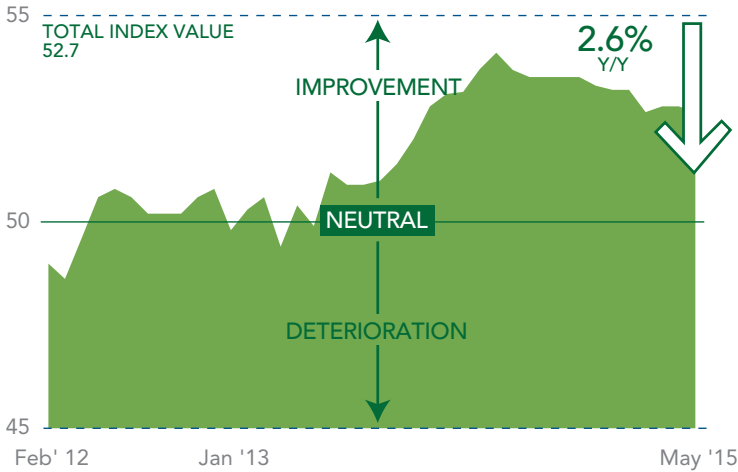


TRADE, TRANSPORTATION & UTILITIES




Dun & Bradstreet estimates 211,000 new non-farm jobs were added to U.S. payrolls in May 2015. The business services segment continued to lead in employment gains, while construction is expected to make significant contributions for a second straight month.

U.S. BUSINESS HEALTH INDEX



HOW TO READ THIS INDICATOR:

A reading of 50% represents "neutral." A reading of more than 50% reflects improvement and a reading of less than 50% reflects deterioration.



Source: D&B Global Data, Insights & Analytics

U.S. business health continued its year-on-year decline in May 2015 as the Business Health Index slipped 0.12 points from the April reading. All three subcomponents of the index were weaker, weighing on the overall business climate.

PERSPECTIVES

Dun & Bradstreet's U.S. Economic Health Tracker showed slight deterioration in small business conditions against a backdrop of sustained job growth. Small business health worsened slightly in May compared with April; on the plus side, businesses continued improving their on-time bill and credit-card payments from a year ago. D&B estimates 211,000 new non-farm jobs were added to U.S. payrolls, below last month's gains but still healthy. Business services continued to lead hiring gains, and construction provided ample support. Finally, overall U.S. business health took a turn for the worse this month, as the balance sheets of US corporations resumed its deterioration following improvements in March and April. In summary, the June Tracker reflects an economy that is stronger than a year ago, but could face headwinds in the near term.

METHODOLOGY

The **Small Business Health Index** measures year-over-year small business performance through equally weighted payment patterns and credit use. **U.S. Jobs Health** combines Small Business Health Index industry data with BLS figures to forecast monthly nonfarm payroll employment. The **U.S. Business Health Index** provides a year-over-year equally weighted average of D&B's Viability Score, Delinquency Predictor and Total Loss Predictor. The index ranges from zero (with all businesses recording high levels of risk) to 100% (with all businesses recording low levels of risk). Data available as of May 29, 2015.

To learn more, visit www.dnb.com/tracker

About Dun & Bradstreet® (D&B)

Dun & Bradstreet (NYSE: DNB) grows the most valuable relationships in business. By uncovering truth and meaning from data, we connect customers with the prospects, suppliers, clients and partners that matter most, and have since 1841. Nearly ninety percent of the Fortune 500, and companies of every size around the world, rely on our data, insights and analytics. For more about Dun & Bradstreet, visit DNB.com.

